



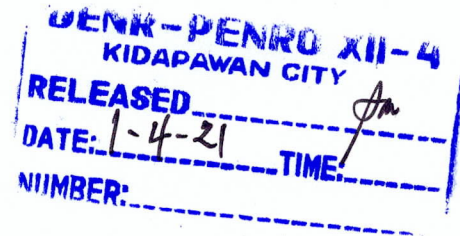
Republic of the Philippines
Department of Environment and Natural Resources
PROVINCIAL ENVIRONMENT AND NATURAL RESOURCES OFFICE XII-4
Quirino Drive, Kidapawan City
Tel No. (064) 577 - 1412

January 4, 2021

FOR : **The Resident Auditor**
Kidapawan City

FROM : The PENR Officer
PENRO XII-4, Kidapawan City


SUBJECT : **Submission of 4th Quarter BAR Report of PENRO Cotabato CY 2020**



Respectfully submitted is the above cited-report of PENRO Cotabato on its 4th Quarter BAR Accomplishment Report CY 2020.

For information and record.

For and in the absence
Of the PENR Officer:



DANILO P. MUYCO
Chief, MSD/Office In-Charge

QUARTERLY PHYSICAL REPORTS ON OPERATION
As of December 2020

P / A / P Code	Performance Indicators	UACS CODE	FY 2020 Physical Targets					FY 2020 Physical Accomplishments					VARIANCE	Remarks
			1st Quarter	2nd Quarter	3rd Quarter	4th Quarter	TOTAL	1st Quarter	2nd Quarter	3rd Quarter	4th Quarter	TOTAL		
(1)	(2)	(3)	(4)	(5)	(6)	(7)	(4+5+6+7)	(8)	(9)	(10)	(11)	(8+9+10+11)	(12)	(13)
Gen.MGT.&SUPERVISION														
1.Personel Management			185	185	185	185	185	182	255	259	256	256	71	
	- personnel records maintained/updated (No.)													
	c. Attendance to meetings/workshop/seminar related to personnel management			1		1	2		1		2	3	1	
2.Procurement Services			5	10	10	5	30	36	65	74	54	229	199	
	-bidding conducted/ contract/purchase Order issued (no.)													
3.Property Management			3	3	3	3	12	4	7	7	4	22	10	
	- Maintenance/ Repair of facility (no.) report submitted (no.)													
4.Communications			300	300	300	300	1200	1,511	864	1,265	1,336	4976	3,776	
	-message/e-mail transmitted/fax delivered (no.)													
5.Records Management			1,500	1,500	1,500	1,500	1,500	1,746	4,303	5,791	4,640	4,640	3,140	
	-records maintained/ updated (no.)													
6.Fiscal Collection			800	800	800	800	3200	1,071	528	1,039	1,427	4065	865	
	OR issued													
7.Budget/Accounting														
a. Preparation of Financial Plan			500	500	500	500	2000	523	424	537	933	2417	417	
	-voucher and payroll Indexed & processed (no.)													
b. Submission of Reports														
DISTRICT 2														
	-Financial report prepared and submitted (no.)													
Budget and Financial Accountability report (BFAR)			1	1	1	1	1	1	1	1	1	1	-	
	submitted (no.)													
- BFAR No. 1														
- FAR No. 1														
- BFAR No. 1-A														
- BFAR No. 1-B														
- FAR No. 2														
- FAR No. 2-A														
- FAR No. 3														
- BFAR No. 5														
(report submitted consist of the above-specified reports)														
• FAR No. 4			3	3	3	3	12	3	3	3	3	12	-	
(To be submitted on or before the end of the following month)														
c. Summary of Performance Monitoring Report (SPMR)			3	3	3	3	12	3	3	3	3	12	-	
	PENROs consulted reviewed financial utilization reports (monthly)													
				1		1	2		1		1	2	-	
f. Attendance to Reconciliation Workshop	workshop attended													

P / A / P Code	Performance Indicators	UACS CODE	FY 2020 Physical Targets					FY 2020 Physical Accomplishments					VARIANCE	Remarks
			1st Quarter	2nd Quarter	3rd Quarter	4th Quarter	TOTAL	1st Quarter	2nd Quarter	3rd Quarter	4th Quarter	TOTAL		
(1)	(2)	(3)	(4)	(5)	(6)	(7)	(4+5+6+7)	(8)	(9)	(10)	(11)	(8+9+10+11)	(12)	(13)
8. Cashiering														
	-CA's / ADA prepared (no.)													
DISTRICT 2 - PENRO														
CA			5	5	5	5	20	60	5	40	35	140	120	
ADA			25	25	25	25	100	90	34	84	96	304	204	
9. Top Management acted upon	Paper/documents acted upon (no.)		750	750	750	750	3000	1,243	1,445	1,964	1,734	6386	3,386	
D. Technical Training Outside Department														
2. Attendance to Nat'l Workshop/ Seminar for continuing professional dev't	Personnel attended the workshop (no.) Individual Learning Report		2	2	2	2	2				4	4	2	
SUPPORT TO OPERATIONS														
DATA Network Infrastructure Dev. And Mgt. Intensified Maintenance of ICT														
Equipments and Information Systems (Hardware & Software)	Network Infrastructure maintained with 80% uptime		80%	80%	80%	80%	80%	99%	96.79%	97.38%	99.727	99.73%		
DISTRICT 2 - PENRO														
1. APPLICATION DATA BASED														
-Personnel Info System	-Systems database build-up and maintained (no.)		3	3	3	3	3	1	2	2	3	3	-	
2. MGT./MAINT. OF ICT RESOURCES/ FACILITIES other Info System	-Website Maintained		1	1	1	1	1	1	1	1	1	1	-	
INTERNET CONNECT. MAINTAINED/ OPERATIONALIZED/ MONITORED	-Internet connectivity/ maintained/ operationalized/ monitored (no.)		3	3	3	3	3	3	3	3	3	3	-	
Operating System & Productivity software upgrade														
VOIP maintained/ operationalized/ monitored	-VOIP maintained/ operationalized monitored (no.)		3	3	3	3	3	2	3	3	3	3	-	
SAFETY/SECU. EQUIPMENT MAINT.	-Safety and Security System equipment maintained/operationalized/monitored (no.)		12	12	12	12	12	12	15	22	10	22	10	submitted justification report
4. ICT Equipment	ICT equipment procured report submitted (no.)			26			26			26		26	-	
Desktop														
Laptop														
6. PUBLICATION of STATISTICAL INFORMATION														
	-ENR quarterly statistical reports submitted (no.)		1	1	1	1	4	1	1	1	1	4	-	
5. Coordination/Inkages on statistical Activities	Report Submitted(No.)						1	1			1	1	-	
Prod. And Dissemination of Tech. and Popular Materials in the Conservation and Devt.														
1. Technical & popular materials produced & disseminated.														
a. Development and production of print communication and Advocacy														

P / A / P Code	Performance Indicators	UACS CODE	FY 2020 Physical Targets					FY 2020 Physical Accomplishments					VARIANCE	Remarks
			1st Quarter	2nd Quarter	3rd Quarter	4th Quarter	TOTAL	1st Quarter	2nd Quarter	3rd Quarter	4th Quarter	TOTAL		
(1)	(2)	(3)	(4)	(5)	(6)	(7)	(4+5+6+7)	(8)	(9)	(10)	(11)	(8+9+10+11)	(12)	(13)
a.1 Press/ Photo Release	-press/photo releases (no.) Communication, Education and Public Awareness (CEPA) activities: Month of the Ocean, Coastal Clean-Up, Coral Triangle Initiatives, Environment Month, Anti-illegal logging, Climate Change, Water Resource Use, Biodiversity Conservation, etc. Report submitted (no.)		3	3	3	3	12	3	9	8	4	24	12	
a.2 Flyer/ brochure/newsletter, calendar, poster, magazine, notebook, planner, etc.	Flyer/brochure/newsletter calendar, poster, magazine notebook, planner (no.)		80		80		160	200		100		300	140	
a.3 Streamers/ Tarpaulins produced	-streamers/tarpaulins produced (no.)		4	6	5	5	20	5	12	3	5	25	5	
b. Development & Production of patrimonial materials														
3. Production and airing of Radio Plugs	-Production & airing of radio plugs, no. of spots Communication, Education and Public Awareness (CEPA) activities: Month of the Ocean, Coastal Clean-Up, Coral Triangle Initiatives, Environment Month, Anti-illegal logging, Climate Change, Water Resource Use, Biodiversity Conservation, etc.		10	20	15	15	60	95		60		155	95	
c.2 Environmental lecture for students, communities & other groups	-Lectures conducted, no. Communication, Education and Public Awareness (CEPA) activities: Month of the Ocean, Coastal Clean-Up, Month, Anti-illegal logging, Climate Change, Water Resource Use, Biodiversity Conservation, etc.		1		2	1	4	1		1	3	5	1	
c.3 Meetings/orientations for private organization, industries, community organizations, NGO's, LGU's & other Gov't Office	Meetings orientation conducted (nos.) conducted/attended, no.			2	1	1	4	1		1	2	4	-	Pres. Proclamation no.922 dated March 8, 2020 and Memorandum from the Executive Secretary dated March 13, 2020
3. Workshop/Training	Attendance to Workshop (no.)			3			3	2				2	(1)	
5. MAINTENANCE OF LIBRARY	-Local newspapers monitored (no.)		1	1	1	1	4	1	1	1	1	4	3	
6. PRINT, BROADCAST ISSUES MONITORING	-report submitted (no.)		3	3	3	3	12	3	3	10	12	28	16	
1. FORM, N / MON. of ENR SECTOR POLICIES PLANS, PROGRAMS AND PROJECTS														
2. Forest Land Use Planning														
3. Updating of Community Resource Management Framework (CRMF)	CRMF reviewed and indorsed to RO (no.)					1	1	1	1		1	1	-	

P / A / P Code	Performance Indicators	UACS CODE	FY 2020 Physical Targets					FY 2020 Physical Accomplishments					VARIANCE	Remarks
			1st Quarter	2nd Quarter	3rd Quarter	4th Quarter	TOTAL	1st Quarter	2nd Quarter	3rd Quarter	4th Quarter	TOTAL		
(1)	(2)	(3)	(4)	(5)	(6)	(7)	(4+5+6+7)	(8)	(9)	(10)	(11)	(8+9+10+11)	(12)	(13)
Including map and 5-year Workplan														
4. Forest Products Utilization and														
Price Monitoring	price data gathered, processed and		3	3	3	3	12	3	3	3	3	12	-	
- Price monitoring of forest products	summarized 12 reports submitted to RO (no)													
	price data gathered, processed and													
6. Operation/Maintenance of Enhanced Forestry														
Information System (e-FIS)	Updated Forestry Statistics available on-line,		1	1	1	1	1	1	1	1	1	1	-	
	Newly approved forest tenure/													
	CTPO records created, reviewed and submitted online to FMB (no.)													
	Newly approved forest tenure/													
	CTPO records created, reviewed and submitted online to RO (no.)													
	Newly approved forest tenure/													
	CTPO records created, reviewed and submitted online to PENRO for encoding (no.)													
II. PLANNING AND MGT.														
1. Preparation and Review of Annual Budget/ Target Proposal and Physical and Financial Plan														
PREP. FY 2020 BUDGET PROPOSALS REVIEWED/EVALUATED	FY 2020 Budget Proposal													
PENRO (1st District 2)	reviewed/evaluated and submitted(no.)		1	1			1	1				1	-	
FY 2020 WFP EVALUATED/REVIEWED	CY 20120WFP reviewed and submitted(no.)					1	1						(1)	
PENRO (4th District 2)														
2. MONITORING & EVALUATION OF ACCOMPLISHMENTS														
DISTRICT 2 - PENRO	-PENRO and CENRO monitored (no.) reports submitted		3	3	3	3	3	3	3	3	3	3	-	
DISTRICT 1 - CENRO MID.														
DISTRICT 3 - CENRO MAT.														
3. ATTENDANCE TO WORKSHOPS, MEETINGS & TRAININGS														
	No. Workshops/ Meetings attended (no.)		1	1	1	1	4	1			5	5	1	
FOREST & WATERSHED MANAGEMENT														
SUB-PROGRAM														
ENHANCED - NATIONAL GREENING PROGRAM														
ECOSYSTEM MANAGEMENT SERVICE														
1. Survey, Mapping and Planning														
	site validated/assessed (ha)			866			866		866			866	-	
	GIS-generated maps (no.)													
2. Seedling Production														
	Seedlings produced (no.)		263,735	175,823			439,558		304,459	72,640		377,099	(62,459)	
	Bamboo		21,053	14,035			35,088		24,276	7,140		31,416	(3,672)	
	Cacao (grafted)		54,000	36,000			90,000		49,000	27,000		76,000	(14,000)	
	Coffee		61,800	41,200			103,000		82,500	15,500		99,000	(4,000)	
	Rubber		30,300	20,200			50,500		29,250	8,000		34,250	(16,250)	

Pres. Proclamation no. 922 dated March 8, 2020 and Memorandum from the Executive Secretary dated March 13, 2020

P / A / P Code	Performance Indicators	UACS CODE	FY 2020 Physical Targets					FY 2020 Physical Accomplishments					VARIANCE	Remarks
			1st Quarter	2nd Quarter	3rd Quarter	4th Quarter	TOTAL	1st Quarter	2nd Quarter	3rd Quarter	4th Quarter	TOTAL		
(1)	(2)	(3)	(4)	(5)	(6)	(7)	(4+5+6+7)	(8)	(9)	(10)	(11)	(8+9+10+11)	(12)	(13)
	Other fruits trees		36,600	24,400			61,000		39,625	14,000		53,625	(7,375)	
	Timber		44,982	29,988			74,970		63,308			63,308	(11,662)	
	Indigenous		15,000	10,000			25,000		19,500			19,500	(5,500)	
3. Plantation Established	Site prepared (ha)				815		815			628	187	815	-	
	Area planted (ha)													
	No. of seedlings planted (no.)													
	Bamboo				162		162			128	34	162	-	
	cacao (grafted)				172		172			107	65	172	-	
	Coffee				198		198			171	27	198	-	
	Rubber (budded)				93		93			54.5	38.5	93	-	
	Other fruit Trees				114		114			101.5	12.5	114	-	
	Timber				40		40			38	2	40	-	
	Indigenous				36		36			28	8	36	-	
4. Maintenance and Protection of Established Plantations														
1st Year Maintenance (1st pass)	area maintained and protected (ha.)					815	815				765	765	(50)	
ring weeding, patrol work	(with GIS-generated map)													
conduct of geotagging														
SUMMARY 3RD YEAR MAINTENANCE														
3RD Year Maintenance (3 passes; 1 fireline established)	area maintained and protected (ha.)		2,070	2,070	2,070	2,070	2,070		425	1,173	332	1,930	(140)	
CY 2018	(with GIS-generated map)													1,930 has- 1st cycle
														1,840 has- 2nd cycle
														1,660 has- 3rd cycle
4. Maintenance and Protection of Seedling Production Area (SPA)	SPA maintained and protected (ha)		1	1	1	1	1	1	1	1	1	1	-	
PENRO - DISTRICT 2														
7.Hiring of ENR Extension Officers	ENR Extension Officers hired (No.)		14	14	14	14	14	14	14	15	14	15	1	
PENRO - District 2														
CENRO MIDSAYAP - District 1														
CENRO MATALAM - District 3														
8. Procurement of Drone	Drone procured (No.)		2				2	3				3	1	
9. Procurement of Mini Ipad for Drone RC	Ipad Mini procured (No.)		2				2	2				2	-	
10. Preparation of Reforestation Plan	development/operational plan				2		2			1	1	2	-	
11. other Related Activities			1				1				1	1	-	
People's Organization (PO) Capability Training														
003: Adaptive Capacities of Human Communities and Natural System Improved														

P / A / P Code	Performance Indicators	UACS CODE	FY 2020 Physical Targets					FY 2020 Physical Accomplishments					VARIANCE	Remarks
			1st Quarter	2nd Quarter	3rd Quarter	4th Quarter	TOTAL	1st Quarter	2nd Quarter	3rd Quarter	4th Quarter	TOTAL		
(1)	(2)	(3)	(4)	(5)	(6)	(7)	(4+5+6+7)	(8)	(9)	(10)	(11)	(8+9+10+11)	(12)	(13)
1. Updating of Watershed Characterization and Vulnerability Assessment	Watershed Characterization with VA updated													
CENRO MATALAM - District 3	Malasila River Watershed		1	1	1	1	1		1		1	1	-	submitted final report
II. Implementation of Watershed Management Plan														
a. Establishment of Small Water Impounding System	SWIS constructed(cu.m.)		30				40				40			
b. Maintenance of Small Water Impounding System	SWIS maintained (No.)		1				1				1			
LAND MANAGEMENT SUB-PROGRAM														
LAND SURVEY/DISPOSITION AND RECORDS MGT.														
a. RESIDENTIAL FREE PATENT	- No. of Patent Issued (no.) application processed w/ final action (no.) patent signed and transmitted to RD(no.)		113	262	262	113	750	7	49	68	547	671	(79)	
b. Free Patent -Agricultural	- No. of Patent Issued (no.) application processed w/ final action (no.) patent signed and transmitted to RD(no.)		42	100	99	42	283	11	15	78	191	295	12	
5. Strengthening partnership with Local Government Units on Public Land Titling	Resolution/MOA/MOPA forged with LGUs			1			1			1		1	-	
9. Issuance of other patents (Miscellaneous, Sales application, etc.)	Patents issued (no.) application processed w/ final patents signed and transmitted to ROD action (no.) (ha)		1	1	1	2	5		2	3	2	7	2	
4. RESOLUTION of LAND DISPUTES/CASES	-cases resolved/decided (no.) - land cases resolved/ settled amicably (no.) - land disputes/cases investigated (no.)			1	1	1	3		4	1	2	7	4	
LAND RECORDS MAINTENANCE	Records facilities maintained (no.)		1	1	1	1	1	1	1	1	1	1	-	
NATURAL RESOURCES CONSERVATION & DEV.														
Protected Areas/Caves & Wetlands Development														
1. Management of Protected Areas														
2. Demarcation of Boundaries for Legislated Pas	No. of corners of boundary relocated/established													
	MANP					46	46			24	25	49	3	
a. Team Organization	No. of team organized													
	MANP		1				1	1				1	-	
c. CEPA														
Barangay LGUs	No. of CEPA conducted		30				30		1	13		14	(16)	

P / A / P Code	Performance Indicators	UACS CODE	FY 2020 Physical Targets					FY 2020 Physical Accomplishments					VARIANCE	Remarks
			1st Quarter	2nd Quarter	3rd Quarter	4th Quarter	TOTAL	1st Quarter	2nd Quarter	3rd Quarter	4th Quarter	TOTAL		
(1)	(2)	(3)	(4)	(5)	(6)	(7)	(4+5+6+7)	(8)	(9)	(10)	(11)	(8+9+10+11)	(12)	(13)
	MANP													
d. Production and Installation of Signage	No. of signage installed				20	26	46				24	25	49	3
	MANP													
e. Surveying and Monumenting	No. of monument installed				20	26	46				24	25	49	3
	MANP													
f. Inspection, verification, approval and survey (IVAS)	No. of survey approved				20	26	46					49	49	3
	MANP													
2. PAMB Operation			1	1	1	1	4	1	2	2	3	8	4	
a. PAMB Meetings														
a.1 Regular meetings of the PAMB En-Banc and Execom	No. of PAMB meetings conducted													
	No. of Resolutions passed													
	Minutes of meeting and PAMB Resolutions reviewed and submitted to CO thru BMB													
	MANP		1	1	1	1	4	1	1	1	1	4	-	
	LANBA		1	1	1	1	4		1	1	2	4	-	
d. Stakeholders Forum	meetings/ stakeholders forum conducted (no.)			1			1			1		1	-	
6. Ecotourism Management														
a.2 Visitor Center/Tourism Facility	PA Facilities maintained (no.)													
	MANP		1	1	1	1	1	1	1	1	1	1	-	
	LANBA		1	1	1	1	1			1		1	-	
	Report submitted (no.)		3	3	3	3	3						(3)	
a.4 Information Center	PA facilities maintained (no.)													
	LANBA		1	1	1	1	1				1	1	-	
7. HIRING OF PROJECT SUPPORT STAFF	Project support staff hired (no.)		2	2	2	2	2	1	1	2	2	2	-	
CENRO MATALAM														
WILDLIFE RESOURCES CONSERVATION AND DEVT. PROGRAM														
I. Protection and Conservation of Wildlife														
1.1 Population and habitat monitoring and protection of priority threatened species														
a. Philippine Eagle	Population survey/monitoring conducted (no.)		2	2	2	2	8	2	2	2	2	8	-	
b. Documentation of Philippine eagle	Video documentary of Philippine Eagle within Magpet and Arakan (no.)			1	1	1	1			1	1	1	-	
d. Migratory Bird	Waterbird count conducted (no.)		1				1	1				1	-	
Asian waterbird census (AWC)														
e. Tarsier	Population survey/monitoring conducted (no.)		2	2	2	2	8	2	2	2	2	8	-	
f. Bats (Flying Foxes)	Population survey/monitoring conducted (no.)		2	2	2	2	8	1	2	2	3	8	-	

P / A / P Code	Performance Indicators	UACS CODE	FY 2020 Physical Targets					FY 2020 Physical Accomplishments					VARIANCE	Remarks
			1st Quarter	2nd Quarter	3rd Quarter	4th Quarter	TOTAL	1st Quarter	2nd Quarter	3rd Quarter	4th Quarter	TOTAL		
(1)	(2)	(3)	(4)	(5)	(6)	(7)	(4+5+6+7)	(8)	(9)	(10)	(11)	(8+9+10+11)	(12)	(13)
A.03.g ENFORCEMENT OF LAWS, RULES AND REGULATIONS														
1. Forest Products Utilization and Land Use Regulation														
a. Compliance monitoring of existing agreements and permit														
	(2nd & 4th qtr. Target)				10	8	18			13	5	18	-	
	tenurial instrument holders assessed/evaluated with categorical recommendation (no.) - CBFMA													
	a.1 IFMA, FLGMA, FLAG				6	13	19			13	6	19	-	
2. Performance Evaluation of Tenured Areas														
-Extent of area covered by TI evaluated;														
-Extent of area evaluated indicated in GIS maps prepared with ge-														
-Pertinent documents reviewed and evaluated;														
-Performance Evaluation report with categorical recommendation er														
-Performance Evaluation report reviewed/evaluated														
with categorical recommendation and endorsed to RO														
-Performance Evaluation report reviewed/evaluated														
with categorical recommendation and endorsed to CO														
	b. Assessment of CSCs (devolved CSCs) including expired, expiring, outside CBFMA		100	40	331	269	740	57	70	253	360	740	-	
- Individual CSC holders performance assessed with summary report submitted by CENRO indicating respective rating and categorical recommendations (no.)														
- CSC assessed with report submitted by C/PENRO indicating categorical recommendation (no.)														
- Management action implemented based on the recommendation by the Team (no.) The regional office shall submit to FMB summary report of results of CS indicating reasons for such and actions taken by the region on their indicating reasons for such and actions taken by the region on their recommendation														
MENU 1														
Provision of full logistic and material support														
Menu 1.3														
	Acquisition of vehicle			5			5			5				
Motorcycle purchased (no.)														
f. Acquisition of Motorcycles														
* For Dispatch to field personnel doing monitoring activities aside from LAWINat 1 per PENRO and 2 per CENRO														
MENU 1.4														
	Maintenance of motorcycles		5	5	5	5	5	1	4	3	2	10	5	
Motorcycle maintained (no.)														
Maintenance of Gadgets/equipment														
	b. Drone and accessories, gadgets, binoculars, etc.			4		4	8		2	2	6	8	-	
Gadgets/equipment maintained (no.)														

P / A / P Code	Performance Indicators	UACS CODE	FY 2020 Physical Targets					FY 2020 Physical Accomplishments					VARIANCE	Remarks
			1st Quarter	2nd Quarter	3rd Quarter	4th Quarter	TOTAL	1st Quarter	2nd Quarter	3rd Quarter	4th Quarter	TOTAL		
(1)	(2)	(3)	(4)	(5)	(6)	(7)	(4+5+6+7)	(8)	(9)	(10)	(11)	(8+9+10+11)	(12)	(13)
MENU 1.8														
Logistical Support														
a. Personal Protective Equip. (PPE)	PPE purchased (no.)			40			40			40		40	-	
- Hiking Shoes														
Menu 1.12														
Procurement of Computer Software (Agisoft Software)	software purchased (no.)				1		1			1		1	-	
MENU 3														
Active Collaboration and Involvement of Forest Communities and other Stakeholders in Forest Protection and Law Enforcement														
• Menu 3.1														
Activate/revitalize MFPCs, individual and group volunteer for deputation as DENROs orientations, seminars, symposium	individual/group volunteers deputized (no.)		2	2	2	2	8	2	2	2	2	8	-	
Menu 4														
Undertake capacity building to DENR field personnel and enhance their skills and competence or effective protection of forest and plantations for biodiversity conservations				1			1			1		1	-	
• Menu 5.1														
Involvement of forest communities in forest protection works	Meetings conducted (no.)		2	2	2	2	8	1	2	2	3	8	-	
Includes Indigenous Cultural Communities, IPs, etc (guides, volunteers) meetings with forest communities														
• Menu 5.2														
IEC Campaign CENRO level meetings, consultations, orientations, seminars, symposium	IEC campaign conducted (no) consultation, orientation, seminars, module with costing prepared & implemented (no)		2	2	2	2	8	1		3	4	8	-	
• Menu 6.1														
Apprehension of undocumented forest products including NTFPs vehicles, equipment and other implements thru proper channels	apprehended vehicles, equipment other implements hauled thru proper channels and with incidence reports (no.)			2		2	4	1	9	3	2	15	11	
• Menu 6.3														
Immediate administrative and adjudication proceedings of apprehended forest products including conveyances	administrative adjudication proceedings report carried out within the prescription period (no.)			2		2	4		2	1	2	5	1	
• Menu 2.5														
Support to investigation & filing and prosecution of criminal complaints	report endorsed to office of Usec for Field Operation cc FMB with action taken (no.)			1		1	2		1	1	2	4	2	
• Menu 7.2														
Hiring of Lawyers or Legal Researchers or Legal Assistants (for augmentation)	Lawyers hired (no.) Legal Researchers or Legal Assistants hired (no.)		2	2	2	2	2	2	2	2	2	2	-	
a. Attorney III														
b. Legal Officer I														
c. Legal Assistant II														
• Menu 8.2														
Fireline establishment (to include NGP graduated project) Establishment of Firelines	Fireline established (ha.)		212	213			425	212	100	113		425	-	
-with Geo-tagged pictures of sites														

P / A / P Code	Performance Indicators	UACS CODE	FY 2020 Physical Targets					FY 2020 Physical Accomplishments					VARIANCE	Remarks
			1st Quarter	2nd Quarter	3rd Quarter	4th Quarter	TOTAL	1st Quarter	2nd Quarter	3rd Quarter	4th Quarter	TOTAL		
(1)	(2)	(3)	(4)	(5)	(6)	(7)	(4+5+6+7)	(8)	(9)	(10)	(11)	(8+9+10+11)	(12)	(13)
• Menu 10.1														
Support to Full Operationalization of Lawin System														
a. Technical Staff														
a. Hiring of FPOs														
	Forest protection officer hired (no.)		11	11	11	11	11	9	10	11	11	11	-	
	-Patrols conducted (no)													
	-Distance Patrolled (km)													
	-Reports submitted with at least 75% of the observed threats actions taken (no)													
	-Quarterly Patrol Plan endorsed to the Regional Office (no.)													
	-Reports submitted with at least 75% of the observed threats had actions taken (no)													
	(To be hired within the Local Community and must meet the required standards)													
	b. Daily Allowances (TEVs)													
	(10 km /month/team/FR)													
	Patrol route prepared & conducted (km.)		300	300	300	300	1200	153.97	314.64	544.19	635.81	1648.61	449	
	Reports submitted with at least 75% of the observed threats actions taken (no.)		3	3	3	3	12	3	3	3	3	12	-	
8. Revenue Generation														
revenues generated (Php)														
a. Forestry														
			100,000	160,000	150,000	160,000	570,000	154,026.00	6,029,073.55	120,897	147,944	6,451,940.55	5,881,941	
b. Land Management														
			12,000	22,000	22,000	13,000	69,000	28,508	8,085.00	32,887	50,636	120,116.00	51,116	
c. Biodiversity Conservation														
			250	250	250	250	1,000	300.00		1,150	1,680	3,130.00	2,130	
PROTECTED AREAS WILDLIFE, COASTAL & MARINE RES.														
ENFORCEMENT OF PA WILDLIFE & CAVE														
1. WILDLIFE PERMITS ISSUED														
	Wildlife permits issued (no.)		3	2	3	2	10		1	4	4	9	(1)	
2. PERMIT HOLDERS MONITORED														
	Wildlife Permit holders with compliance monitoring report submitted to BMB		1	1	1	1	1		1	1	1	1	-	
3. DEPUTATION and MOBILIZATION of WEO														
	WEOs deputized/mobilized (no.)		48	48	48	48	48		34	14	48	48	-	
	Reports submitted (no.)													

Unreported amount of P17,753.00 for the month february was included in the total amount


Prepared by:


ANNALYN M. ESCOTE
 Forester /Actg. Planning Officer

Reviewed by:


EUNICE S. CALAWEN, CE, EnF
 Planning Officer III

Approved by:


MAMUR D. CARIGA
 PEAIR Officer