



Republic of the Philippines
Department of Environment and Natural Resources
PROVINCIAL ENVIRONMENT AND NATURAL RESOURCES OFFICE XII-4
Quirino Drive, Kidapawan City
Tel No. (064) 288 - 1412

99

DENR Regional Office No. 12
Koronadal City
ADMIN-RECORDS UNIT
RECORDED
Date: APR 23 2020

April 16, 2020

FOR : The Regional Executive Director
DENR XII, Koronadal City

THRU : The ARD for Management Services

ATT'N : The Chief, Planning and Management Division


FROM : The PENR Officer
PENRO XII-4, Kidapawan City

SUBJECT : **QUARTERLY PHYSICAL REPORT ON OPERATION FOR THE
1ST QUARTER, CY 2020 OF PENRO COTABATO.**

DENR - PENRO XII-4
KIDAPAWAN CITY
RELEASED
DATE: 4-17-20 TIME:
NUMBER: 9490

Respectfully submitted is the above-cited report of PENRO Cotabato for the 1st Quarter, CY 2020. It is informed that there are targets for the 1st Quarter, CY 2020 that were not completed due to COVID 19 threat, as office activities and field works have been disrupted and even suspended. Nonetheless, initial efforts have been undertaken in coming up with strategic plans to cope up slippages as soon as the situation have improved and office operation have come to normal.

For information and record.

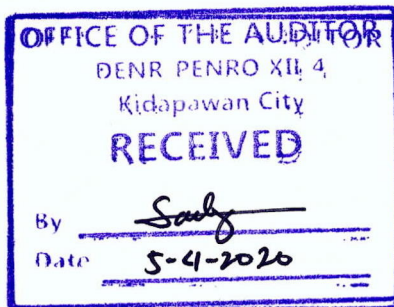

MAMUTUR D. CARIGA

Planning files....




Republic of the Philippines
Department of Environment and Natural Resources
PROVINCIAL ENVIRONMENT AND NATURAL RESOURCES OFFICE XII-4
Quirino Drive, Kidapawan City
Tel No. (064) 288 - 1412

The Resident Auditor
DENR-PENRO Cotabato
Quirino Drive, Kidapawan City



April 17, 2020



Dear Madam:

This is to furnish you copy of the **Quarterly Physical Report on Operation for the 1st Quarter, CY 2020** of PENRO Cotabato. It is informed that there are targets for the 1st quarter, CY 2020 that were not completed due to COVID 19 threats, as office activities and field works have been disrupted and even suspended. Nevertheless, initial efforts have been undertaken in coming up with strategic plans to cope up slippages as soon as the situation have improved and office operation have come to normal.

For information and record.

ORIGINAL SIGNED
MAMUTUR D. CARIGA
PENRO

QUARTERLY PHYSICAL REPORTS ON OPERATION
As of March 2020

P / A / P Code	Performance Indicators	UACS CODE	FY 2020 Physical Targets					FY 2019 Physical Accomplishments					VARIANCE	Remarks
			1st Quarter	2nd Quarter	3rd Quarter	4th Quarter	TOTAL	1st Quarter	2nd Quarter	3rd Quarter	4th Quarter	TOTAL		
(1)	(2)	(3)	(4)	(5)	(6)	(7)	(4+5+6+7)	(8)	(9)	(10)	(11)	(8+9+10+11)	(12)	(13)
VISION														
ment	- personnel records maintained/updated (No.)		185	185	185	185	185	182						(3)
to meetings/workshop/seminar related to personnel management	training/workshop/seminar attended (No.)			1		1	2							
nces	-bidding conducted/ contract/purchase Order issued (no.)		5	10	10	5	30	36						31
ment	- Maintenance/ Repair of facility (no.) report submitted (no.)		3	3	3	3	12	4						1
	-message/e-mail transmitted/fax delivered (no.)		300	300	300	300	1200	1511						1,211
ment	-records maintained/ updated (no.)		1,500	1,500	1,500	1,500	1,500	1746						246
	OR issued		800	800	800	800	3200	1071						271
ing														
Financial Plan	-voucher and payroll indexed & processed (no.)		500	500	500	500	2000	523						23
Reports														
DISTRICT 2														
cial Accountability	-Financial report prepared and submitted (no.) submitted (no.)		1	1	1	1	1	1						-
1														
1-A														
1-B														
1-A														
3														
5														

P / A / P Code	Performance Indicators	UACS CODE	FY 2020 Physical Targets					FY 2019 Physical Accomplishments					VARIANCE
			1st Quarter	2nd Quarter	3rd Quarter	4th Quarter	TOTAL	1st Quarter	2nd Quarter	3rd Quarter	4th Quarter	TOTAL	
(1)	(2)	(3)	(4)	(5)	(6)	(7)	(4+5+6+7)	(8)	(9)	(10)	(11)	(8+9+10+11)	(12)
(report submitted consist of the above-specified reports)													
• FAR No. 4			3	3	3	3	12	3					
(To be submitted on or before the end of the following month)													
c. Summary of Performance Monitoring Report (SPMR)	PENROs consulted reviewed financial utilization reports (monthly)		3	3	3	3	12	3					
				1		1	2						(2)
f. Attendance to Reconciliation Workshop	workshop attended												
8. Cashiering													
	-CA's / ADA prepared (no.)												
DISTRICT 2 - PENRO			5	5	5	5	20	60					55
CA			25	25	25	25	100	90					65
ADA													
9. Top Management acted upon	Paper/documents acted upon (no.)		750	750	750	750	3000	1243					493
D. Technical Training Outside Department													
2. Attendance to Nat'l Workshop/ Seminar for continuing professional dev't	Personnel attended the workshop (no.) Individual Learning Report		2	2	2	2	8						(8)
SUPPORT TO OPERATIONS													
DATA Network Infrastructure Dev. And Mgt.													
Intensified Maintenance of ICT Equipments and Information Systems (Hardware & Software)	Network Infrastructure maintained with 80% uptime		80%	80%	80%	80%	80%	95%					0.190
DISTRICT 2 - PENRO													
1. APPLICATION DATA BASED													
-Personnel Info System	-Systems database build-up and maintained (no.)		3	3	3	3	3	1					(2)
2. MGT./MAINT. OF ICT RESOURCES/ FACILITIES other Info System	-Website Maintained		1	1	1	1	1	1					
INTERNET CONNECT. MAINTAINED/ OPERATIONALIZED/ MONITORED	-Internet connectivity/ maintained/ operationalized/ monitored (no.)		3	3	3	3	3	3					
Operating System & Productivity software upgrade													
VOIP maintained/ operationalized/ monitored	-VOIP maintained/ operationalized monitored (no.)		3	3	3	3	3	2					(1)
SAFETY/SECU. EQUIPMENT MAINT.	-Safety and Security System equipment maintained/operationalized/monitored (no.)		12	12	12	12	12	12					

P / A / P Code	Performance Indicators	UACS CODE	FY 2020 Physical Targets					FY 2019 Physical Accomplishments					VARIANCE
			1st Quarter	2nd Quarter	3rd Quarter	4th Quarter	TOTAL	1st Quarter	2nd Quarter	3rd Quarter	4th Quarter	TOTAL	
(1)	(2)	(3)	(4)	(5)	(6)	(7)	(4+5+6+7)	(8)	(9)	(10)	(11)	(8+9+10+11)	(12)
4. ICT Equipment	ICT equipment procured report submitted (no.)			28			28						
	Desktop												
	Laptop												
6. PUBLICATION of STATISTICAL INFORMATION													
	-ENR quarterly statistical reports submitted (no.)		1	1	1	1	4	1					-
5. Coordination/linkages on statistical Activities	Report Submitted(No.)					1	1						-
Prod. And Dissemination of Tech. and Popular Materials in the Conservation and Devt.													
1. Technical & popular materials produced & disseminated.													
a. Development and production of print communication and Advocacy													
a.1 Press/ Photo Release	-press/photo releases (no.) <i>Communication, Education and Public Awareness (CEPA) activities: Month of the Ocean, Coastal Clean-Up, Coral Triangle Initiatives, Environment Month, Anti-illegal logging, Climate Change, Water Resource Use, Biodiversity Conservation, etc.</i> Report submitted (no.)		3	3	3	3	12	3					-
a.2Fiyer/ brochure/newsletter, calendar, poster, magazine, notebook, planner, etc.	Flyer/brochure/newsletter calendar, poster, magazine notebook, planner (no.)		80		80		160	200					120
a.3 Streamers/ Tarpaulins produced	-streamers/tarpaulins produced (no.)		4	6	5	5	20	4					-
b. Development & Production of patrimonial materials													
3. Production and airing of Radio Plugs	-Production & airing of radio plugs, no. of spots <i>Communication, Education and Public Awareness (CEPA) activities: Month of the Ocean, Coastal Clean-Up, Coral Triangle Initiatives, Environment Month, Anti-illegal logging, Climate Change, Water Resource Use, Biodiversity Conservation, etc.</i>		10	20	15	15	60	96					86

P / A / P Code	Performance Indicators	UACS CODE	FY 2020 Physical Targets					FY 2019 Physical Accomplishments					VARIANCE	VARIANCE
			1st Quarter	2nd Quarter	3rd Quarter	4th Quarter	TOTAL	1st Quarter	2nd Quarter	3rd Quarter	4th Quarter	TOTAL		
(1)	(2)	(3)	(4)	(5)	(6)	(7)	(4+5+6+7)	(8)	(9)	(10)	(11)	(8+9+10+11)	(12)	(12)
3. Resource Assessment														
- Biodiversity Monitoring System (BMS)	BMS report with analysis and summary submitted to BMB			1		1	1							
PENRO	Database developed/ maintained BMS site monitored (FGD, Photo Doc, Transect)													
DISTRICT 2 - MANP 2nd & 4th Quarter														
E. PLANNING AND MGT.														
1. Preparation and Review of Annual Budget/ Target Proposal and Physical and Financial Plan														
PREP. FY 2020 BUDGET PROPOSALS REVIEWED/EVALUATED	FY 2021 Budget Proposal													
PENRO (1st) District 2	reviewed/evaluated and submitted(no.)		1	1			1	1						
FY 2021 WFP EVALUATED/REVIEWED	CY 2021 WFP reviewed and submitted(no.)					1	1							
PENRO (4th) District 2														
2. MONITORING & EVALUATION OF ACCOMPLISHMENTS														
	-PENRO and GENRO monitored (no.) reports submitted		3	3	3	3	3	3						
DISTRICT 2 - PENRO														
DISTRICT 1 - GENRO MID.														
DISTRICT 3 - GENRO MAT.														
3. ATTENDANCE TO WORKSHOPS, MEETINGS & TRAININGS														
	No. Workshops/ Meetings attended (no.)		1	1	1	1	4	1						
FOREST & WATERSHED MANAGEMENT														
SUB-PROGRAM														
ENHANCED - NATIONAL GREENING PROGRAM														
ECOSYSTEM MANAGEMENT SERVICE														
1. Survey, Mapping and Planning	site validated/assessed (ha) GIS-generated maps (no.)			867			867							(867)
2. Seedling Production	Seedlings produced (no.)													
	Bamboo		21,053	14,035			35,088							(35,088)
	Cacao (grafted)		54,000	36,000			90,000							(90,000)
	Coffee		61,800	41,200			103,000							(103,000)
	Rubber		30,300	20,200			50,500							(50,500)
	Other fruits trees		36,600	24,400			61,000							(61,000)
	Timber		44,982	29,988			74,970							(74,970)

P / A / P Code	Performance Indicators	UACS CODE	FY 2020 Physical Targets					FY 2019 Physical Accomplishments					VARIANCE
			1st Quarter	2nd Quarter	3rd Quarter	4th Quarter	TOTAL	1st Quarter	2nd Quarter	3rd Quarter	4th Quarter	TOTAL	
(1)	(2)	(3)	(4)	(5)	(6)	(7)	(4+5+6+7)	(8)	(9)	(10)	(11)	(8+9+10+11)	(12)
	Indigenous		15,000	10,000			25,000						(25,000)
3. Plantation Established	Site prepared (ha)				866		866						(866)
	Area planted (ha)												
	No. of seedlings planted (no.)												
	Bamboo				172		172						(172)
	cacao (garfted)				180		180						(180)
	Coffee				206		206						(206)
	Rubber (budded)				101		101						(101)
	Other fruit Trees				122		122						(122)
	Timber				45		45						(45)
	Indigenous				40		40						(40)
4. Maintenance and Protection of Established Plantations													
1st Year Maintenance (1st pass) ring weeding, patrol work conduct of geotagging	area maintained and protected (ha.) (with GIS-generated map)					866	866						(866)
2nd Year Maintenance(3 passes; 1 fireline established)	area maintained and protected (ha.)		86	86	86	86	86						(86)
SUMMARY 3RD YEAR MAINTENANCE													
3RD Year Maintenance (3 passes; 1 fireline established) CY 2018	area maintained and protected (ha.) (with GIS-generated map)		2,070	2,070	2,070	2,070	2,070						(2,070)
CMEMP	area maintained and protected (ha.)		206	206	206	206	206						(206)
4. Maintenance and Protection of Seedling Production Area (SPA)	SPA/IPT maintained and protected (ha)		1	1	1	1	1	1					-
PENRO - DISTRICT 2													
7.Hiring of ENR Extension Officers PENRO - District 2 CENRO MIDSAYAP - District 1 CENRO MATALAM - District 3	ENR Extension Officers hired (No.)		14	14	14	14	14	14					-
8. Procurement of Drone	Drone procured (No.)			2				2	3				1
9. Procurement of Mini Ipad for Drone RC	Ipad Mini procured (No.)			2				2	2				-
10. Preparation of Reforestation Plan	development/operational plan				2	2		4					

PIA/FP Code	Performance Indicators	UACS CODE	FY 2020 Physical Targets					FY 2019 Physical Accomplishments					VARIANCE
			1st Quarter	2nd Quarter	3rd Quarter	4th Quarter	TOTAL	1st Quarter	2nd Quarter	3rd Quarter	4th Quarter	TOTAL	
(1)	(2)	(3)	(4)	(5)	(6)	(7)	(4+5+6+7)	(8)	(9)	(10)	(11)	(8+9+10+11)	(12)
11. other Related Activities			1				1						(1)
People's Organization (PO) Capability Training													
003: Adaptive Capacities of Human Communities and Natural System Improved													
1. Updating of Watershed Characterization	<i>Watershed Characterization with VA updated</i>												
and Vulnerability Assessment	<i>Kabacan River Watershed</i>		1	1	1	1	1	1					(1)
CENRO MATALAM - District 3	<i>Malasila River Watershed</i>		1	1	1	1	1	1					(1)
LAND MANAGEMENT SUB-PROGRAM													
LAND SURVEY/DISPOSITION AND RECORDS MGT.													
a. RESIDENTIAL FREE PATENT	- No. of Patent issued (no.) application processed w/ final action (no.) patent signed and transmitted to RD(no.)		113	262	262	113	750						(750)
b. Free Patent -Agricultural	- No. of Patent issued (no.) application processed w/ final action (no.) patent signed and transmitted to RD(no.)		42	100	99	42	283	11					(31)
5. Strengthening partnership with Local Government Units on Public Land Tilling	Resolution/MOA/MOPA forged with LGUs			1			1						-
9. Issuance of other patents (Miscellaneous, Sales application, etc.)	Patents issued (no.) application processed w/ final patents signed and transmitted to ROD action (no.) (ha)		1	1	1	2	5						(1)
4. RESOLUTION of LAND DISPUTES/CASES	-cases resolved/decided (no.) - land cases resolved/ settled amicably (no.) - land disputes/cases investigated (no.)			1	1	1	3						(3)
LAND RECORDS MAINTENANCE	Records facilities maintained (no.)		1	1	1	1	1	1					-
NATURAL RESOURCES CONSERVATION & DEV.													
Protected Areas/Caves & Wetlands Development													
1. Management of Protected Areas													
2. Demarcation of Boundaries for Legislated Pas	No. of corners of boundary relocated/established												
	MANP						46	46					(46)
a. Team Organization	No. of team organized												
	MANP		1				1	1					-
c. CEPA													
Barangay LGUs	No. of CEPA conducted		12				12	0					(12)
	MANP												
d. Production and Installation of Signage	No. of signage installed				20	26	46						(46)
	MANP												

P / A / P Code	Performance Indicators	UACS CODE	FY 2020 Physical Targets					FY 2019 Physical Accomplishments					VARIANCE
			1st Quarter	2nd Quarter	3rd Quarter	4th Quarter	TOTAL	1st Quarter	2nd Quarter	3rd Quarter	4th Quarter	TOTAL	
(1)	(2)	(3)	(4)	(5)	(6)	(7)	(4+5+6+7)	(8)	(9)	(10)	(11)	(8+9+10+11)	(12)
e. Surveying and Monumenting	No. of monument installed				20	26	46						(46)
	MANP												
f. Inspection, verification, approval and survey (IVAS)	No. of survey approved				20	26	46						(46)
	MANP												
2. PAMB Operation													
a. PAMB Meetings													
a.1 Regular meetings of the PAMB En-Banc and Execom	No. of PAMB meetings conducted		2	2	2	2	8	1					(1)
	No. of Resolutions passed												
	Minutes of meeting and PAMB												
	Resolutions reviewed and submitted to CO thru BMB												
	MANP		1	1	1	1	4	1					-
	LANBA		1	1	1	1	4						(1)
d. Stakeholders Forum	meetings/ stakeholders forum conducted (no.)			1			1						
6. Ecotourism Management													
a.2 Visitor Center/Tourism Facility	PA Facilities maintained (no.)												
	MANP		1	1	1	1	4	1					-
	LANBA		1	1	1	1	4						(4)
	Report submitted (no.)		3	3	3	3	3						(3)
a.4 Information Center	PA facilities maintained (no.)												
	LANBA		1	1	1	1	1						(1)
a.5 Monitoring Station	PA facilities maintained (no.)												
	MANP		1	1	1	1	1	1					-
	LANBA		1	1	1	1	1						(1)
7. HIRING OF PROJECT SUPPORT STAFF	Project support staff hired (no.)												
CENRO MATALAM	MANP		2	2	2	2	2	1					(1)
WILDLIFE RESOURCES CONSERVATION AND DEV'T.													
1. Protection and Conservation of Wildlife													
1.1 Population and habitat monitoring and protection of priority threatened species													

P / A / P Code	Performance Indicators	UACS CODE	FY 2020 Physical Targets					FY 2019 Physical Accomplishments					VARIANCE	Remarks
			1st Quarter	2nd Quarter	3rd Quarter	4th Quarter	TOTAL	1st Quarter	2nd Quarter	3rd Quarter	4th Quarter	TOTAL		
(1)	(2)	(3)	(4)	(5)	(6)	(7)	(4+5+6+7)	(8)	(9)	(10)	(11)	(8+9+10+11)	(12)	(13)
a. Philippine Eagle	Population survey/monitoring conducted (no.)		2	2	2	2	8	2						
b. Documentation of Philippine eagle	Video documentary of Philippine Eagle within Ifagpet and Arakan (no.)			1	1	1	1							
d. Migratory Bird	Waterbird count conducted (no.)		1				1	1						
Asian waterbird census (AWC)														
e. Tarsier	Population survey/monitoring conducted (no.)		2	2	2	2	8	2						
f. Bats (Flying Foxes)	Population survey/monitoring conducted (no.)		2	2	2	2	8	1					(1)	
A.03.g. ENFORCEMENT OF LAWS, RULES AND REGULATIONS														
1. Forest Products Utilization and Land Use Regulation														
a. Compliance monitoring of existing agreements and permit (2nd & 4th qtr. Target)	tenurial instrument holders assessed/evaluated with categorical recommendation (no.) - CBFMA			10		9	19	1					1	
a.1 IFMA, FLGMA, FLAG				18		15	33							
2. Performance Evaluation of Tenured Areas														
-Extent of area covered by TI evaluated;	number of tenurial instrument reviewed/evaluated with categorical recommendation													
-Extent of area evaluated indicated in GIS maps prepared with ge	endorsed to FMB		2	2	2	2	2	1					(1)	
-Pertinent documents reviewed and evaluated;														
-Performance Evaluation report with categorical recommendation														
-Performance Evaluation report reviewed/evaluated with categorical recommendation and endorsed to RO.														
-Performance Evaluation report reviewed/evaluated with categorical recommendation and endorsed to CO.														
b. Assessment of CSCs (devolved CSCs) including expired, expiring, outside CBFMA			100	250	300	215	865						(865)	
- Individual CSC holders performance assessed with summary report submitted by CENRO indicating respective rating and categorical recommendations (no.)														
- CSC assessed with report submitted by C/PENRO indicating categorical recommendation (no.)														
- Management action implemented based on the recommendation by the Team (no.) The regional office shall submit to FMB summary report of results of CS indicating reasons for such and actions taken by the	CSC area assessment & development therein indicated in the map													

P / A / P Code	Performance Indicators	UACS CODE	FY 2020 Physical Targets					FY 2019 Physical Accomplishments					VARIANCE	Remarks
			1st Quarter	2nd Quarter	3rd Quarter	4th Quarter	TOTAL	1st Quarter	2nd Quarter	3rd Quarter	4th Quarter	TOTAL		
(1)	(2)	(3)	(4)	(5)	(6)	(7)	(4+5+6+7)	(8)	(9)	(10)	(11)	(8+9+10+11)	(12)	(13)
• Menu 5.2														
IEC Campaign CENRO level meetings, consultations, orientations, seminars, symposium	IEC campaign conducted (no) consultation, orientation, seminars, module with costing prepared & implemented (no)		2	2	2	2	8	1						(1)
• Menu 6.1														
Apprehension of undocumented forest products including NTFPs vehicles, equipment and other implements thru proper channels	apprehended vehicles, equipment other implements hauled thru proper channels and with incidence reports (no.)			2		2	4	1						1
• Menu 6.3														
Immediate administrative and adjudication proceedings of apprehended forest products including conveyances	administrative adjudication proceedings report carried out within the prescription period (no.)			2		2	4							
• Menu 2.5														
Support to investigation & filing and prosecution of criminal complaints	report endorsed to office of Usec for Field Operation cc FMB with action taken (no.)			1		1	2							
• Menu 7.2														
Hiring of Lawyers or Legal Researchers or Legal Assistants (for augmentation)	Lawyers hired (no) Legal Researchers or Legal Assistants hired (no.)		2	2	2	2	2	2						-
a. Attorney III														
b. Legal Officer I														
c. Legal Assisstant II														
• Menu 8.2														
Fireline establishment (to include NGP graduated project)	Fireline established (ha.)		212	213			425							(425)
Establishment of Firelines														
-with Geo-tagged pictures of sites														
• Menu 10.1														
Support to Full Operationalization of Lawin System														
a. Technical Staff														
a. Hiring of FPOs	Forest protection officer hired (no.)		11	11	11	11	11	9						(2)
-Patrols conducted (no)														
-Distance Patrolled (km)														
-Reports submitted with at least 75% of the observed threats actions taken (no)														
-Quarterly Patrol Plan endorsed to the Regional Office (no.)														
-Reports submitted with at least 75% of the observed threats had actions taken (no)	Distance patrolled (km)		300	330	330	330	1320	192						(138)
(To be hired within the Local Community and must meet the required standards)														
b. Daily Allowances (TEVs)	Patrol route prepared & conducted (km.)		300	300	300	300	1200	153.97						(146)
(10 km /month/team/FR)														
	Reports submitted with at least 75% of the observed threats actions taken (no.)		3	3	3	3	15	3						-

P / A / P Code	Performance Indicators	UACS CODE	FY 2020 Physical Targets					FY 2019 Physical Accomplishments					VARIANCE	Remarks
			1st Quarter	2nd Quarter	3rd Quarter	4th Quarter	TOTAL	1st Quarter	2nd Quarter	3rd Quarter	4th Quarter	TOTAL		
(1)	(2)	(3)	(4)	(5)	(6)	(7)	(4+5+6+7)	(8)	(9)	(10)	(11)	(8+9+10+11)	(12)	(13)
3. Revenue Generation	revenues generated (Php)													
a. Forestry			100,000	160,000	150,000	160,000	570,000	156581					56,581	
b. Land Management			12,000	22,000	22,000	13,000	69,000	8500					(3,500)	
c. Biodiversity Conservation			250	250	250	250	1,000	200					(50)	
PROTECTED AREAS WILDLIFE, COASTAL & MARINE RES. ENFORCEMENT OF PA WILDLIFE & CAVE														
1. WILDLIFE PERMITS ISSUED	Wildlife permits issued (no.)		3	2	3	2	10						(3)	
2. PERMIT HOLDERS MONITORED	Wildlife Permit holders with compliance monitoring report submitted to BMB		1	1	1	1	1	1						
3. DEPUTATION and MOBILIZATION of WEO	WEOs deputized/mobilized (no.) Reports submitted (no.)		48	48	48	48	48						(48)	

Prepared by:

Eunice S. Calawen
EUNICE S. CALAWEN, CE, EnP
 Planning Officer III

Approved by:

Mamatur D. Cariga
MAMUTUR D. CARIGA
 PENR Officer