



PENRO Cotabato Finance <penrocotfinance2022@gmail.com>

FAR 4 - February 2025

1 message

PENRO Cotabato Finance <penrocotfinance2022@gmail.com>


Mon, Feb 24, 2025 at 12:29 PM

To: denr12accounting@yahoo.com.ph, finance.r12@denr.gov.ph, nova.camposano@yahoo.com, sbecoronado011976@gmail.com, penrocoa18@gmail.com

Good afternoon.

Attached herewith is the Monthly Report of Disbursements as of February 2025.

Thank you.


 **February 2025 FAR 4.xlsx**
19K

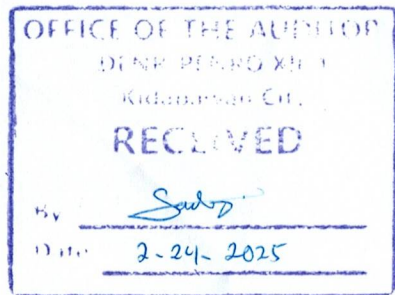
MONTHLY REPORT OF DISBURSEMENTS
For the month of FEBRUARY 2025


| Department: Department of Environment and Natural Resources (DENR) | | | | | | Agency: Office of the Secretary | | | | | | Operating Unit: PENRO North Cotabato | | | | | | | | | | | | |
|--|---------------------|------------|----------|------------------|---------------|--|------|----------|---------------|-----------|-----------|--------------------------------------|------|------------------|------------|---------------|-------|----|------|---------------|--------------|------------|------|-----------|
| Organization Code (UACS): 100010500067 | | | | | | Fund Cluster: 01 - Regular Agency Fund | | | | | | Report Status: | | | | | | | | | | | | |
| PARTICULARS | CURRENT YEAR BUDGET | | | | | PRIOR YEAR'S BUDGET | | | | | SUB-TOTAL | TRUST LIABILITIES | | | | GRAND TOTAL | | | | | | | | |
| | | | | | | PRIOR YEAR'S ACCOUNTS PAYABLE | | | | | | CURRENT YEAR'S ACCOUNTS PAYABLE | | | | | | | | | | | | |
| | PS | MOOE | Fin. Exp | CO | TOTAL | PS | MOOE | Fin. Exp | CO | Sub-Total | | PS | MOOE | Fin. Exp | CO | Sub-Total | TOTAL | PS | MOOE | CO | TOTAL | PS | MOOE | Fin. Exp |
| 1 | 2 | 3 | 4 | 5 6=(2+3+4+5) | 7 | 8 | 9 | 10 | 11=(7+8+9+10) | 12 | 13 | 14 | 15 | 16=(12+13+14+15) | 17=(11+16) | 18=(6+17) | 19 | 20 | 21 | 22=(19+20+21) | 23 | 24 | 25 | |
| Notice of Cash Allocation (NCA) | 9,244,434.06 | 835,935.62 | 0.00 | 74,925.00 | 10,155,294.68 | 0.00 | 0.00 | 0 | 0.00 | 0.00 | 0.00 | 0.00 | 0.00 | 0.00 | 0.00 | 10,155,294.68 | | | | | 9,244,434.06 | 835,935.62 | | 74,925.00 |
| MDS Checks Issued | 903,523.86 | 304,614.18 | | 74,925.00 | 1,283,063.04 | | | | | 0.00 | | | | - | 0.00 | 1,283,063.04 | | | | | 903,523.86 | 304,614.18 | | 74,925.00 |
| Advice to Debit Account | 8,124,130.27 | 524,618.79 | | | 8,648,749.06 | | | | | 0.00 | | | | - | 0.00 | 8,648,749.06 | | | | | 8,124,130.27 | 524,618.79 | | |
| Notice of Transfer of Allocation (NTA) | | | | | | | | | | | | | | | | | | | | | | | | |
| MDS Checks Issued | | | | | | | | | | | | | | | | | | | | | | | | |
| Advice to Debit Account | | | | | | | | | | | | | | | | | | | | | | | | |
| Working Fund (NCA issued to BTr) | | | | | | | | | | | | | | | | | | | | | | | | |
| Tax Remittance Advices Issued (TRA) | 216,779.93 | 6,702.65 | | | 223,482.58 | | | | | 0.00 | | | | | 0.00 | 223,482.58 | | | | | 216,779.93 | 6,702.65 | | |
| Cash Disbursement Ceiling (CDC) | | | | | | | | | | | | | | | | | | | | | | | | |
| Non-Cash Availment Authority (NCAA) | | | | | | | | | | | | | | | | | | | | | | | | |
| Others (CDT, BTr Docs Stamp, etc.) | | | | | | | | | | | | | | | | | | | | | | | | |


Summary

| PARTICULARS | PREVIOUS REPORT | CURRENT MONTH | AS OF DATE |
|--|-----------------|---------------|---------------|
| | -1 | -2 | -3 |
| Total Disbursement Authorities Received | | | |
| NCA | 11,283,000.00 | 8,844,000.00 | 20,127,000.00 |
| NTA | | | 0.00 |
| Working Fund | | | |
| TRA | 222,744.37 | 223,482.58 | 446,226.95 |
| CDC | | | |
| NCAA | | | |
| Others (CDT, BTr Docs Stamp, etc.) | | | |
| Less: Notice of Transfer Allocations (NTA)* issued | | | |
| Total Disbursements Authorities Available | 11,505,744.37 | 9,067,482.58 | 20,573,226.95 |
| Less | | | |
| Lapsed NCA Disbursements | | | 0.00 |
| | 10,417,894.10 | 10,155,294.68 | 20,573,188.78 |
| Balance of Disbursements Authorities as of to d: | 1,087,850.27 | -1,087,812.10 | 38.17 |
| Total Disbursements Program | 11,505,744.37 | 9,067,482.58 | 20,573,226.95 |
| Less: * Actual Disbursements | 10,417,894.10 | 10,155,294.68 | 20,573,188.78 |
| (Over)/Under spending** | 1,087,850.27 | -1,087,812.10 | 38.17 |

Prepared by: 
SHEILA E. CORONADO, MPA
 Agency Administrative Assistant III
 Date: February 24, 2025



Certified Correct: 
NOVA AMOR C. JASMIN, CPA, MBA
 Agency Accountant III
 Date: February 24, 2025

Approved By: 
RADZAK B. SIVARIMBO, J.D., MPA, MAPDS
 Head of Agency or Authorized Representative
 Date: February 24, 2025