



Republic of the Philippines  
Department of Environment and Natural Resources  
**PROVINCIAL ENVIRONMENT AND NATURAL  
RESOURCES OFFICE COTABATO**  
Region XII, Quirino Drive, City of Kidapawan  
Cotabato 9400 Philippines

Tel No. (064) 577-1412 / ✉ [penrokidapawan@denr.gov.ph](mailto:penrokidapawan@denr.gov.ph)



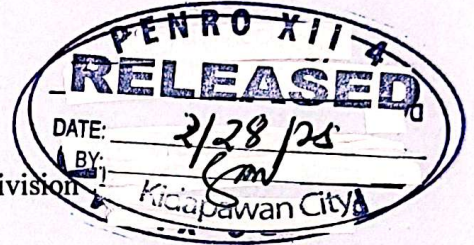
February 28, 2025

**FOR** : The Regional Executive Director  
DENR XII, Koronadal City

**ATT'N** : The Chief, Planning and Management Division

**FROM** : The PENR Officer  
PENRO XII-4, Kidapawan City

**SUBJECT** : Consolidated Physical and Financial Accomplishment Report of  
PENRO Cotabato for the month of February CY 2025.



Respectfully submitted is the herein Consolidated Physical and Financial Accomplishment Report of PENRO Cotabato for the month of February CY 2025.

For information and record.

*fw: [Signature]*  
RADZAK B. SINARIMBO, JD, MPA, MAPDS †

4807

PENRO COTABATO PROVINCE

Physical and Financial Accomplishment Monitoring Report

As of the Month of FEBRUARY

Year 2025

Region: XII-4

Program/Project/Activity	Performance Indicators	PHYSICAL								Fund Source	FINANCIAL						Remarks/Justification for those activities with low and high percentage accomplishments	
		PENRO	TARGET		February	To Date	% Accom (To Date)	% Accom (Annual)	Allotment		Released	Obligation		Disbursement		% Budget Utilization Rate (BUR)		
			Annual Target	This Month								This Month	To date	This Month	To date	Obligation/Allotment		Disbursement/Allotment
			(5)	(6)								(7)	(8)	(9)	(10)	(11)		(12)
Gen.MGT.&SUPERVISION																		
1.Personel Management																		
a. Maintenance of Personnel Information System	personnel records maintained/updated (No.)		238	238	238	238	238		50,000.00		13,500.00	13,500.00	13,500.00	13,500.00	27%	27%		
DISTRICT 2 (PENRO)			92	92	92	92	92		19,327.73		13,500.00	13,500.00	13,500.00	13,500.00	70%	70%		
CENRO MID. -DISTRICT 1			74	74	74	74	74		15,546.22						0%	0%		
CENRO MAT. - DISTRICT 3			72	72	72	72	72		15,126.05						0%	0%		
c. Submission of SALN (R.A. 6713)	100% SALN submission		1		1		1											
DISTRICT 2 (PENRO)			1		1		1											
CENRO MID. -DISTRICT 1			1		1		1											
CENRO MAT. - DISTRICT 3			1		1		1											
3. Performance Management																		
- OPCR	100% OPCR on approved SPMS submitted to RO		3															
DISTRICT 2 (PENRO)			1															
CENRO MID. -DISTRICT 1			1															
CENRO MAT. - DISTRICT 3			1															
	100% OPCR rated approved SPMS submitted to RO		6		3		3											
DISTRICT 2 (PENRO)			2		1		1											
CENRO MID. -DISTRICT 1			2		1		1											
CENRO MAT. - DISTRICT 3			2		1		1											
- DPCR	DPCR commitment based on approved SPMS submitted to RO		2															
DISTRICT 2 (PENRO)			2															
	DPCR rated based on approved SPMS submitted to RO		4		2		2											
DISTRICT 2 (PENRO)			4		2		2											
- IPCR	% of IPCR commitment based on the approved		3	3	3	3	3											
DISTRICT 2 (PENRO)			1	1	1	1	1											
CENRO MID. -DISTRICT 1			1	1	1	1	1											
CENRO MAT. - DISTRICT 3			1	1	1	1	1											
	% of IPCR rated based on approved DPCR		6															
DISTRICT 2 (PENRO)			2															
CENRO MID. -DISTRICT 1			2															
CENRO MAT. - DISTRICT 3			2															
4.Communications																		
(quarterly report)	-message/e-mail transmitted/fax		4,000	333	666	958	599		40,000.00		10,000.00	10,000.00	10,000.00	10,000.00	25%	25%		
DISTRICT 2 - PENRO	delivered (no.)		2,000	167	334	496	364		20,000.00		10,000.00	10,000.00	10,000.00	10,000.00	50%	50%		

DISTRICT 1 - CENRO MID.			1,000	83	166	208	118			10,000.00						0%	0%
DISTRICT 3 - CENRO MAT.			1,000	83	166	254	117			10,000.00						0%	0%
<b>5. Records Management</b>																	
(quarterly report)	records maintained/updated (no.)		4							40,000.00	9,900.00	9,900.00	8,500.00	8,500.00		25%	21%
DISTRICT 2 - PENRO			4							13,333.33	4,968.00	4,968.00	4,500.00	4,500.00		37%	34%
DISTRICT 1 - CENRO MID.			4							13,333.33	2,466.00	2,466.00	2,000.00	2,000.00		18%	15%
DISTRICT 3 - CENRO MAT.			4							13,333.33	2,466.00	2,466.00	2,000.00	2,000.00		18%	15%
<b>6. PROPERTY PLANT AND EQUIPMENT (PPE) ACCOUNTABILITY REPORTS</b>																	
<b>6.1 Annual Report on the Physical Count of Property Plant and Equipment (RPCPPE) as of December 31, 2024 submitted to COA</b>																	
DISTRICT 2 - PENRO	Report on the Physical Plant and Equipment as submitted to COA		1		1		1			10,000.00	3,500.00	3,500.00	3,500.00	3,500.00		35%	35%
<b>7. PROCUREMENT ACTIVITIES FOR THE CURRENT YEAR</b>																	
<b>a. Conduct of Biddings/Alternative Procurement</b>																	
DISTRICT 2 - PENRO	bidding purchase order issued		60	9	10	18	19			40,000.00	9,280.00	9,280.00	7,780.00	7,780.00		23%	19%
<b>b. Compliance to PHILGEPS conditions</b>																	
DISTRICT 2 - PENRO	certification issued (no.)		1		1		1			10,000.00	4,500.00	4,500.00	3,500.00	3,500.00		45%	35%
<b>c. Preparation of Annual Procurement Plan</b>																	
<b>* Updated APP non-CSE</b>																	
DISTRICT 2 - PENRO	Updated APP non-CSE GAA FY 2025 submitted		1							3,000.00	1,000.00	1,000.00	1,000.00	1,000.00		33%	33%
<b>* Indicative APP non-CSE for FY 2026</b>																	
DISTRICT 2 - PENRO	Indicative APP non-CSE for FY 2026 posted in the Transparency Seal (no.)		1							2,000.00	500.00	500.00	500.00	500.00		25%	25%
<b>* FY 2026 APP-CSE</b>																	
DISTRICT 2 - PENRO	FY 2026 APP-CSE prepared and uploaded to the PS-PHILGEPS virtual store (no.)		1							3,000.00	1,000.00	1,000.00	1,000.00	1,000.00		33%	33%
<b>* FY 2026 APP-non CSE</b>																	
DISTRICT 2 - PENRO	FY 2025 APP-non CSE changes within the 1st Semester submitted to GPPB-TSO		1							2,000.00	500.00	500.00	500.00	500.00		25%	25%
<b>d. Procurement Monitoring Report</b>																	
DISTRICT 2 - PENRO	report prepared/submitted (no)		2		1		1			5,000.00	2,500.00	2,500.00	2,500.00	2,500.00		50%	50%
<b>f. Conduct of Early Procurement Activities (EPA)</b>																	
DISTRICT 2 - PENRO	Early procurement activity conducted (no)		1							5,000.00	1,000.00	1,000.00	1,000.00	1,000.00		20%	20%
<b>g. Agency Procurement Compliance and Performance Indicator System (APCPI)</b>																	
DISTRICT 2 - PENRO	report prepared/submitted (no)		1							5,000.00	2,350.00	2,350.00	2,350.00	2,350.00		47%	47%
<b>8. PROPERTY MANAGEMENT</b>																	
<b>a. Maintenance/Repair/Repaint of Buildings and Other Structures</b>																	
<b>a. Maintenance of Office Facilities</b>																	
DISTRICT 2 - PENRO	office building and		6	6	6	6	6			100,000.00	36,260.00	36,260.00	36,260.00	36,260.00		36%	36%
DISTRICT 1 - CENRO MID.			4	4	4	4	4			66,666.66	36,260.00	36,260.00	36,260.00	36,260.00		54%	54%
DISTRICT 3 - CENRO MAT.			1	1	1	1	1			16,666.67						0%	0%
DISTRICT 3 - CENRO MAT.			1	1	1	1	1			16,666.67						0%	0%
<b>b. Inventory/ Validation of PPE</b>																	
DISTRICT 2 - PENRO	report on inventory/		1							10,000.00	3,000.00	3,000.00	2,000.00	2,000.00		30%	20%
<b>c. Registration and Renewal of GSIS Insurance</b>																	
<b>c.1 Building and its Contents</b>																	
DISTRICT 2 - PENRO	Buildings and its (on fire, lightning, and earthquake (no.))		7														
DISTRICT 1 - CENRO MID.			5														
DISTRICT 3 - CENRO MAT.			1														
DISTRICT 3 - CENRO MAT.			1														
<b>c.2 LTO Registration/Renewal of Vehicle (Four-</b>																	
DISTRICT 2 - PENRO	Motor vehicles		8														
DISTRICT 1 - CENRO MID.			4														
DISTRICT 1 - CENRO MID.			1														



→ FAR NO. 4	*monthly	12	1	2	1	2												
<b>d. Summary of Performance Monitoring Monitoring Report (SPMR)</b>	PENROs consolidated financial utilization re (Monthly)																	
DISTRICT 2 - PENRO		12	1	2	1	2		20,000.00	7,525.00	7,525.00	7,525.00	7,525.00	38%	38%				
<b>e. Sustained Compliance to Audit Findings (CAAR/AOM) (semestral)</b>	Audit findings/recommendations implemented.complied (no.)																	
DISTRICT 2 - PENRO		2						35,000.00	7,000.00	7,000.00	5,000.00	5,000.00	20%	14%				
<b>f. Attendance to Workshop, Trainings, and Conference</b>	Activity conducted (No.)																	
DISTRICT 2 - PENRO	Workshop attended with report submitted (no)																	
	Report submitted to the concerned office (no.)	2						30,000.00	9,525.00	9,525.00	9,525.00	9,525.00	32%	32%				
<b>g. Submission of Financial Reports</b>	Monthly report submitted (no.)																	
- Monthly trial balance	Quarterly PENRO reports																	
- Quarterly Consolidated Financial Reports	submitted to RO (no.)	12	1	2	1	2		20,000.00					0%	0%				
DISTRICT 2 - PENRO																		
<b>h. Hiring of Administrative Assistant (under PENRO Accountant &amp; Budget Officer and PENRO Planning &amp; Admin) **semestral (Contract)</b>	Admin. Asst. hired (no.)																	
DISTRICT 2 - PENRO		4						888,000.00	333,000.00	333,000.00			38%	0%				
<b>11. Cashiering</b>	Cheques/Advices prepared (no.)																	
DISTRICT 2 - PENRO		350	17	54	31	85		20,000.00	2,000.00	2,000.00	2,000.00	2,000.00	10%	10%				
<b>12. Top Management Supervision</b>	Paper/documents acted upon (no.)	3,000	250	500	424	720		30,000.00	6,500.00	6,500.00	4,500.00	4,500.00	22%	15%				
DISTRICT 2 - PENRO		1,500	125	250	172	287												
DISTRICT 1 - CENRO MID.		750	63	125	170	301												
DISTRICT 3 - CENRO MAT.		750	62	125	82	132												
<b>13. Updating of Citizen's Charter Processes</b>	Citizen's Charter Report Submitted	3						10,000.00	4,000.00	4,000.00	3,000.00	3,000.00	40%	30%				
DISTRICT 2 - PENRO		1						3,333.33	2,000.00	2,000.00	2,000.00	2,000.00	60%	60%				
DISTRICT 1 - CENRO MID.		1						3,333.33	1,000.00	1,000.00	500.00	500.00	30%	15%				
DISTRICT 3 - CENRO MAT.		1						3,333.33	1,000.00	1,000.00	500.00	500.00	30%	15%				
<b>14. Conduct of Management Conference</b>	Conference conducted(no.) Report submitted (no.)																	
DISTRICT 2 - PENRO		4			1	1		200,000.00					0%	0%				
<b>16. Quality Management System (QMS)</b>		1						30,000.00	5,865.00	5,865.00	3,865.00	3,865.00	20%	13%				
DISTRICT 2 - PENRO		1						10,000.00	5,865.00	5,865.00	3,865.00	3,865.00	59%	39%				
DISTRICT 1 - CENRO MID.		1						10,000.00					0%	0%				
DISTRICT 3 - CENRO MAT.		1						10,000.00					0%	0%				
<b>A.01.b HUMAN RESOURCE DEVELOPMENT</b>																		
<b>6. Health and Wellness:</b>																		
<b>6.a Health Awareness Activity</b>	activity conducted (no.)	3						300,000.00	- .00	- .00	- .00	- .00	0%	0%				
	Report submitted (no.)																	

DISTRICT 2 - PENRO										100,000.00							0%	0%
DISTRICT 1 - CENRO MID.										100,000.00							0%	0%
DISTRICT 3 - CENRO MAT.										100,000.00							0%	0%
<b>A.02 SUPPORT TO OPERATIONS</b>																		
<b>A.02.a Data Management including System Dev. and Maintenance</b>																		
<b>1. Network Infrastructure</b>																		
<b>Maintenance</b>																		
	- 90% network uptime maintained			90%	90%	90%	100%	100%										
DISTRICT 2 - PENRO	-100% Website Maintained			1	1	1	1	1		25,000.00		1,448.00	1,448.00	1,448.00	1,448.00		6%	6%
	-Internet connectivity/			7	7	7	7	7		50,000.00		7,500.00	7,500.00	5,000.00	5,000.00		15%	10%
DISTRICT 2 - PENRO				2	2	2	2	2		14,285.71		7,500.00	7,500.00	5,000.00	5,000.00		53%	35%
DISTRICT 1 - CENRO MID.				2	2	2	2	2		14,285.71							0%	0%
DISTRICT 3 - CENRO MAT.				3	3	3	3	3		21,428.57							0%	0%
DISTRICT 2 - PENRO	-server room Maintained/ operationalized/ monitored (no.)			1	1	1	1	1		65,000.00		9,000.00	9,000.00	3,200.00	3,200.00		14%	5%
	-VOIP maintained/ operationalized/ monitored (no.)			3	3	3	4	4		25,000.00		2,500.00	2,500.00	1,000.00	1,000.00		10%	4%
DISTRICT 2 - PENRO				1	1	1	2	2		12,500.00		2,500.00	2,500.00	1,000.00	1,000.00		20%	8%
DISTRICT 1 - CENRO MID.				1	1	1	1	1		6,250.00							0%	0%
DISTRICT 3 - CENRO MAT.				1	1	1	1	1		6,250.00							0%	0%
	-Safety and Security System equipment maintained/ operationalized/			40	40	40	43	42		25,000.00		- .00	- .00	- .00	- .00		0%	0%
DISTRICT 2 - PENRO				22	22	22	24	24		14,285.71							0%	0%
DISTRICT 1 - CENRO MID.				8	8	8	8	8		4,761.90							0%	0%
DISTRICT 3 - CENRO MAT.				10	10	10	10	10		5,952.38							0%	0%
<b>2. Hiring of IT-related Helpdesk Support</b>	<b>IT Helpdesk Support Hire (no.)</b>			3	3	3	3	3		720,000.00		120,000.00	120,000.00	- .00	- .00		17%	0%
	1 GIS Operator/PENRO @20k/Month																	
DISTRICT 2 - PENRO	1 IT Helpdesk Support/CENRO @20k/Month			1	1	1	1	1		240,000.00		120,000.00	120,000.00				50%	0%
DISTRICT 1 - CENRO MID.				1	1	1	1	1		240,000.00							0%	0%
DISTRICT 3 - CENRO MAT.				1	1	1	1	1		240,000.00							0%	0%
<b>Acquisition of secondary Internet connectivity subscription</b>	<b>secondary Internet connectivity acquired (no.)</b>			3	3	3	3	3										
<b>5. DENR Control Map</b>	<b>100% of required maps updated /uploaded to the Map Portal by June</b>			1		1		1		20,000.00		1,000.00	1,000.00	- .00	- .00		5%	0%
DISTRICT 2 - PENRO				1		1		1		6,666.67		1,000.00	1,000.00				15%	0%
DISTRICT 1 - CENRO MID.				1		1		1		6,666.67							0%	0%
DISTRICT 3 - CENRO MAT.				1		1		1		6,666.67							0%	0%



6. Statistical Activities																	
b. Coordination/linkages on statistical activities		Report Submitted(No.)	1								35,000.00	2,500.00	2,500.00	1,000.00	1,000.00	7%	3%
DISTRICT 2 - PENRO																	
c. Updating of Provincial ENR Statistical Profile		ENR Statistical Profile Updated (no.)	1								35,000.00	1,947.00	1,947.00	947.00	947.00	6%	3%
DISTRICT 2 - PENRO																	
7. Maintenance and Updating of Information Systems		100% information databases	3	3	3	3	3				20,000.00	2,000.00	2,000.00	1,000.00	1,000.00	10%	5%
DISTRICT 2 - PENRO																	
		-PIMS															
		-TOIS															
		-eDats															
		-SPICS															
8. Operation/Maintenance of Enhanced Forestry Information System (e-FIS)		Newly encoded approved forest tenure/PTPR data / accepted and quarterly database	3								10,000.00	1,000.00	1,000.00	- .00	- .00	10%	0%
		Newly encoded approved forest tenure/PTPR data / evaluated and submitted online to Region (no.)	1								3,333.33	1,000.00	1,000.00			30%	0%
		DISTRICT 2 - PENRO	1								3,333.33					0%	0%
		DISTRICT 1 - CENRO MID.	1								3,333.33					0%	0%
		DISTRICT 3 - CENRO MAT.	1								3,333.33					0%	0%
		Newly approved forest tenure/PTPR data/information, system and submitted online to DENRO (no.)															
9. Attendance to ICT Training		ICT Training attended (no.)	1								30,000.00	1,000.00	1,000.00			3%	0%
DISTRICT 2 - PENRO																	
A.02.b Production And Dissemination of Technical and Popular Materials in the Conservation and Devt. of Natural Resources																	
2. Developing, producing and disseminating media print, broadcast and audio-visual materials																	
a) Broadcast:		Broadcast (no.)															
a.3 Production and airing of Radio Plugs		radio plugs produced and aired (no.)	120								80,000.00	3,500.00	3,500.00			4%	0%
DISTRICT 2 - PENRO																	
		air time (min.)															
c) Promotional Materials		no. of types of printed IEC <i>Print Material</i>	400														
c.1 Print Materials																	
		- Newsletter/flyers/brochure/leaflets, etc									70,000.00	6,000.00	6,000.00			9%	0%
DISTRICT 2 - PENRO																	
d) Public Information		No. of press/photo release published	12								62,000.00	8,000.00	8,000.00	- .00	- .00	13%	0%
d.1 Press/Photo Releases																	
		DISTRICT 2 - PENRO	4								20,666.67	8,000.00	8,000.00			39%	0%
		DISTRICT 1 - CENRO MID.	4								20,666.67					0%	0%
		DISTRICT 3 - CENRO MAT.	4								20,666.67					0%	0%
5. Managing official social media accounts such as FB, Twitter, Youtube and Instagram																	
c) Content management of Regional DENR Website		Required TS documents and reports updated/posted (no.)	12	1	2	1	17										
DISTRICT 2 - PENRO																	
											35,000.00	3,000.00	3,000.00			9%	0%



7. Library Management																
a. Maintenance of Library		ENR library maintained (no.)	3							30,000.00	1,000.00	1,000.00	- .00	- .00	3%	0%
DISTRICT 2 - PENRO		report submitted (no.)	1							10,000.00	1,000.00	1,000.00			10%	0%
DISTRICT 1 - CENRO MID.			1							10,000.00					0%	0%
DISTRICT 3 - CENRO MAT.			1							10,000.00					0%	0%
<b>A.03.a Formulation and Monitoring of the ENR</b>																
<b>Sector policies, plans, programs and Projects</b>																
<b>I. Preparation and Updating Climate Resilient Plans</b>																
<b>1. Forest Land Use Planning</b>																
b. LGU Adoption of FLUP Phase (Year 2)		Finalized FLUP Adopted (no.)														
DISTRICT 2 - PENRO																
3. Price Monitoring of Forest Products		Provincial summary report forms prepared and submitted to RO (no)	12	1	2	1	2			40,000.00	3,000.00	3,000.00	- .00	- .00	8%	0%
DISTRICT 2 - PENRO		Survey and summary report forms generated, printed and submitted to PENRO (no)	12	1	2	1	2			13,333.33	3,000.00	3,000.00			23%	0%
DISTRICT 1 - CENRO MID.			12	1	2	1	2			13,333.33					0%	0%
DISTRICT 3 - CENRO MAT.			12	1	2	1	2			13,333.33					0%	0%
4. Submission of Forestry, Biodiversity and Lands Statistical Reporting			4							50,000.00	3,000.00	3,000.00	- .00	- .00	6%	0%
		100% of Forestry statistical report forms submitted to RO every 20th of the ensuing month at the end of the quarter														
DISTRICT 2 - PENRO			4							6,666.67	1,000.00	1,000.00			15%	0%
DISTRICT 1 - CENRO MID.			4							6,666.67					0%	0%
DISTRICT 3 - CENRO MAT.			4							6,666.67					0%	0%
		100% of Biodiversity statistical report forms submitted to RO every 20th of the ensuing month at the end of the quarter														
DISTRICT 2 - PENRO			4							5,000.00	1,000.00	1,000.00			20%	0%
DISTRICT 1 - CENRO MID.			4							5,000.00					0%	0%
DISTRICT 3 - CENRO MAT.			4							5,000.00					0%	0%
		100% of Land statistical report forms submitted to RO every July 20 and January 20														
DISTRICT 2 - PENRO			2							5,000.00	1,000.00	1,000.00			20%	0%
DISTRICT 1 - CENRO MID.			2							5,000.00					0%	0%
DISTRICT 3 - CENRO MAT.			2							5,000.00					0%	0%
<b>III. PLANNING AND MANAGEMENT</b>																
<b>1. Preparation and Review of Annual Budget/Target Proposal and Physical and Financial Plan</b>																
e. Submission of FY 2026 Budget Proposal			1	1	1		1			170,000.00	22,400.00	22,400.00	12,400.00	12,400.00	13%	7%









-Performance Evaluation report reviewed/evaluated with categorical recommendation and endorsement													
DISTRICT 1 - CENRO MID.		1				50,000.00		2,000.00	2,000.00		4%	0%	
DISTRICT 3 - CENRO MAT.		3				150,000.00		4,000.00	4,000.00		3%	0%	
<b>6. Processing of cutting (STCP, and PLTP/SP harvesting permit (CBFM and ISF) and wood Processing Permits (WPP and CRLD)</b>													
100% of areas applied for cutting/ harvesting permits inspected	validated with report submitted	23				184,000.00		3,500.00	3,500.00	- .00	- .00	2%	0%
DISTRICT 1 - CENRO MID.		8				64,000.00		3,000.00	3,000.00			5%	0%
DISTRICT 3 - CENRO MAT.		15				120,000.00		500.00	500.00			0%	0%
<b>• Menu 1.1</b>													
<b>Procurement of Equipment and Gadgets:</b>	Fire Fighting Equipment procured	6											
<b>g. Procurement of Fire Fighting Equipment</b>													
PENRO		6				690,000.00						0%	0%
<b>• Menu 1.2 Maintenance of acquired equipment</b>													
<b>b. Maintenance of motorcycle included in the</b>	Vehicles maintained	5				150,000.00		3,000.00	- .00	- .00	- .00	0%	0%
DISTRICT 1 - CENRO MID.		2				60,000.00		1,500.00				0%	0%
DISTRICT 3 - CENRO MAT.		3				90,000.00		1,500.00				0%	0%
<b>d. Maintenance of Multi-purpose four-wheeled vehicle</b>	four wheeled vehicle maintained (no.)	2				200,000.00		- .00	- .00	- .00	- .00	0%	0%
DISTRICT 1 - CENRO MID.		1				100,000.00						0%	0%
DISTRICT 3 - CENRO MAT.		1				100,000.00						0%	0%
<b>• Menu 2</b>													
<b>2.1 Maintenance of storage facilities for apprehended / confiscated forest products only when needed with full justification</b>	storage facilities maintained	2				240,000.00		3,000.00	3,000.00	- .00	- .00	1%	0%
DISTRICT 1 - CENRO MID.		1				120,000.00		2,000.00	2,000.00			2%	0%
DISTRICT 3 - CENRO MAT.		1				120,000.00		1,000.00	1,000.00			1%	0%
<b>• Menu 2.2</b>													
<b>Maintenance of Monitoring Station</b>	Maintenance of Monitoring Station (no.)	2				240,000.00		10,232.21	10,232.21	- .00	- .00	4%	0%
DISTRICT 1 - CENRO MID.		1				120,000.00						0%	0%
DISTRICT 3 - CENRO MAT.		1				120,000.00		10,232.21	10,232.21			9%	0%
<b>MENU 3</b>													
<b>Active Collaboration and Involvement of Forest Communities and other Stakeholders in Forest Protection</b>													

and Law Enforcement undertakings																	
• Menu 3.1																	
Activate/revitalize MFPCs, individual and	individual/group volunteers	2									140,000.00	9,000.00	9,000.00	- .00	- .00	6%	0%
for deputation as DENROs	deputized (no.)																
-orientations, seminars, symposium																	
DISTRICT 1 - CENRO MID.																	
		1									70,000.00	4,000.00	4,000.00			6%	0%
DISTRICT 3 - CENRO MAT.																	
		1									70,000.00	5,000.00	5,000.00			7%	0%
MENU 4																	
Undertake capacity building to DENR field																	
their skills and competence or effective pro																	
plantations for biodiversity conservations																	
4.1 Para Legal Training to DENR	Trainings conducted with																
personnel	report submitted no.																
DISTRICT 2 - PENRO																	
		1									100,000.00					0%	0%
3rd quarter																	
Menu 4.2																	
Paralegal training of volunteers for deputa	Trainings conducted with	1															
	report submitted no.										100,000.00					0%	0%
2nd quarter																	
Menu 4.3																	
Technical trainings for DENR personnel:	trainings conducted with	1															
-Intelligence, Surveillance and Enforcement	report submitted (no.)																
-Forest Law Enforcement with gun handling																	
-Forest Fire Management (prevention, dete																	
-Forest Pests and Diseases																	
-Drone Image and Analysis																	
-Wood Identification																	
-Continous capacity building in support to L																	
- Other Technical Trainings																	
DISTRICT 2 - PENRO																	
		1									100,000.00						
2nd quarter																	
MENU 5																	
Sustain a well-planned																	
Information, Education and Communicatio																	
campaign region-wide down to CENRO lev																	
• Menu 5.1	meetings conducted with report su	2									200,000.00	7,000.00	7,000.00	- .00	- .00	4%	0%
Involvement of forest communities in																	
forest protection works																	
- Conduct of IEC																	
- forest community dialogue																	
- Surveillance																	
DISTRICT 1 - CENRO MID.																	
		1									100,000.00	4,500.00	4,500.00			5%	0%
DISTRICT 3 - CENRO MAT.																	
		1									100,000.00	2,500.00	2,500.00			3%	0%



MENU 6															
Consistent apprehension, & mandatory administrative adjudication and confiscation of undocumented forest products and including conveyances and o															
• Menu 6.1	volume (bd.ft.) of apprehended	2,000						400,000.00		20,500.00	20,500.00	- .00	- .00	5%	0%
6.1 Apprehension of undocumented forest products															
68	including NTFPs with														
equipment and other implements															
including least of burden															
DISTRICT 1 - CENRO MID.		1,000						200,000.00		10,500.00	10,500.00			5%	0%
DISTRICT 3 - CENRO MAT.		1,000						200,000.00		10,000.00	10,000.00			5%	0%
		No. of vehicles, equipment and othe	2												
ments apprehended thru channels with															
incidence reports submitted to OUF															
map (shp) of the location of appreh															
submitted to OUFO cc FMB															
DISTRICT 1 - CENRO MID.		1													
DISTRICT 3 - CENRO MAT.		1													
• Menu 6.2															
Hauling of apprehended forest products and vehicles/implements to CENR Office or any nearest Government Office		volume (bd ft) of the apprehended products hauled to CENR Office or any nearest Government Office	2,000					600,000.00		46,000.00	46,000.00	- .00	- .00	8%	0%
		Government Office report submitted to OUFO cc FMB													
DISTRICT 1 - CENRO MID.		1,000						300,000.00		21,000.00	21,000.00			7%	0%
DISTRICT 3 - CENRO MAT.		1,000						300,000.00		25,000.00	25,000.00			8%	0%
		No. of apprehended and other implements hauled channels with incidence reports	2												
to OUFO cc FMB															
DISTRICT 1 - CENRO MID.		1													
DISTRICT 3 - CENRO MAT.		1													
• Menu 6.3															
Inventory or scaling of		forest products apprehended /	1,000					240,000.00		15,000.00	15,000.00	- .00	- .00	6%	0%
apprehended and/or seized		confiscated inventoried													
undocumented forest products		(vol in bd ft)													
DISTRICT 1 - CENRO MID.		500						120,000.00		7,500.00	7,500.00			6%	0%
DISTRICT 3 - CENRO MAT.		500						120,000.00		7,500.00	7,500.00			6%	0%

<b>• Menu 6.3</b>																		
Immediate administrative and adjudication proceedings of apprehended forest products including conveyances	administrative adjudication report carried out within the prescription period (no.)	2									580,000.00		10,000.00	10,000.00	- .00	- .00	2%	0%
DISTRICT 1 - CENRO MID.		1									290,000.00		5,000.00	5,000.00			2%	0%
DISTRICT 3 - CENRO MAT.		1									290,000.00		5,000.00	5,000.00			2%	0%
<b>• Menu 7.1</b>																		
Support to investigation, filing and prosecution of criminal complaints	report endorsed to office of Usec fo Operation cc FMB with action taken (no.)	2									580,000.00		19,200.00	19,200.00	5,000.00	5,000.00	3%	1%
*for implementing PENRO	report endorsed to regional office with actions taken (no)																	
*report endorsed to OUFO cc FMB with actions taken (no)																		
DISTRICT 1 - CENRO MID.	2nd sem	1									290,000.00		11,200.00	11,200.00			4%	0%
DISTRICT 3 - CENRO MAT.		1									290,000.00		8,000.00	8,000.00	5,000.00	5,000.00	3%	2%
<b>• Menu 7.2</b>																		
Hiring of Legal Officers	Legal Officers hired (no.)	2	2	2	2	2	100	100			792,000.00		- .00	- .00	- .00	- .00	0%	0%
Hiring of Lawyers (for augmentation)																		
- Attorney III																		
- Legal Researcher I																		
- Legal Assistant II																		
DISTRICT 1 - CENRO MID.		1	1	1	1	1					396,000.00						0%	0%
DISTRICT 3 - CENRO MAT.		1	1	1	1	1					396,000.00						0%	0%
<b>• Menu 8.2</b>																		
Fireline establishment (to include NGP graduated project)	Fireline established (ha.)	40									200,000.00		1,000.00	1,000.00	1,000.00	1,000.00	1%	1%
Establishment of Firelines	(10mx100m) fireline dimension																	
-with Geo-tagged pictures of sites																		
(To include graduated NGP project)																		
DISTRICT 1 - CENRO MID.		20									100,000.00		1,000.00	1,000.00	1,000.00	1,000.00	1%	1%
DISTRICT 3 - CENRO MAT.		20									100,000.00						0%	0%
<b>• Menu 10.1</b>																		
Support to Full Operationalization of Lawin System																		



<b>a. Hiring of FPOs</b>	Forest protection officer hired (no.)	4	4	4	4	4	100	100	600,000.00										
-Patrols conducted (no)																			
-Distance Patrolled (km)																			
-Reports submitted with at least 75% of the observed threats actions taken (no)																			
-Quarterly Patrol Plan endorsed to the Regional Office (no.)																			
DISTRICT 1 - CENRO MID.		2	2	2	2	2			300,000.00								0%	0%	
DISTRICT 3 - CENRO MAT.		2	2	2	2	2			300,000.00								0%	0%	
<b>b. Daily Allowances (TEVs)</b>	Patrol route prepared & (10 km /month/team)	1,200	100	200	212.90	336.90	213	28	1,200,000.00		10,000.00	10,000.00	- .00	- .00			1%	0%	
DISTRICT 1 - CENRO MID.		480	40	80	114.20	159.90	286	33	480,000.00		5,000.00	5,000.00					1%	0%	
DISTRICT 3 - CENRO MAT.		720	60	120	98.70	177.00	165	25	720,000.00		5,000.00	5,000.00					1%	0%	
Reports submitted with at least 75% of the observed threats actions taken (no.)		12	1	2	1	2	100	17											
DISTRICT 1 - CENRO MID.		12	1	2	1	2													
DISTRICT 3 - CENRO MAT.		12	1	2	1	2													
Quarterly patrol plan endorsed to FMB		8																	
DISTRICT 1 - CENRO MID.		4																	
DISTRICT 3 - CENRO MAT.		4																	
<b>PROTECTED AREAS WILDLIFE, COASTAL &amp; M ENFORCEMENT OF PA WILDLIFE &amp; CAVE</b>																			
<b>1.Processing/Issuance of Permits</b>	Wildlife permit applications acted upon within the number of days as prescribed by the law (no)	2			2	2			12,000.00		- .00	- .00	- .00	- .00			0%	0%	3rd quarter target
DISTRICT 1 - CENRO MID.	LTP: 1-2 days	1			2	2			6,000.00								0%	0%	
DISTRICT 3 - CENRO MAT.	-CWR: 7 days	1							6,000.00								0%	0%	
<b>b. Compliance Monitoring of CWR &amp; WFP</b>	100% of the holders of Certificate of Wildlife Registration (CWR) in the Region monitored relative to their compliance with the terms and	8							80,000.00		2,000.00	2,000.00	- .00	- .00			3%	0%	







<b>1.1 Population and habitat monitoring and protection of priority threatened species</b>																													
<b>a. Philippine Eagle</b>																													
Population status and updated species distribution map													1																
Salasang, Ganatan and MANP area																													
animals rescued, rehabilitated and releases																													
DISTRICT 3 - CENRO MAT.													1						50,000.00					0%	0%				
<b>d. Migratory Bird</b>																													
No. of migratory bird site monitored													2	2	2	2	2	2	100	100	20,000.00		- .00	- .00	- .00	- .00	0%	0%	
- Asian Waterbird Census (AWC)																													
Consolidated AWC Count Report																													
organization/briefing of Monitoring Team																													
Map of monitored sites																													
- consolidation of count/report writing																													
No. of migratory bird site monitored																													
submission of report to BMB																													
Population count conducted (no.)																													
field monitoring/survey/activity report																													
DISTRICT 1 - CENRO MID.													1	1	1	1	1	1			10,000.00						0%	0%	
DISTRICT 3 - CENRO MAT.													1	1	1	1	1	1			10,000.00						0%	0%	
<b>f. Bats (Flying Foxes)</b>																													
- Population survey/monitoring conducted (no.)													2								80,000.00		- .00	- .00	- .00	- .00	0%	0%	
DISTRICT 1 - CENRO MID.													1								40,000.00						0%	0%	
Alamada																													
DISTRICT 3 - CENRO MAT.													1								40,000.00						0%	0%	
Arakan																													
<b>NATURAL RESOURCES CONSERVATION &amp; DEV.</b>																													
<b>Protected Areas/Caves &amp; Wetlands Development</b>																													
<b>II. For Proclaimed and Legislated PAs</b>																													
<b>2. PAMB Operation</b>																													
<b>PENRO</b>																													
Minutes of meetings													2								600,000.00	56,000.00	56,000.00	56,000.00	56,000.00	9%	9%		
Cotabato																													
DISTRICT 2 - MANP													1								300,000.00	56,000.00	56,000.00	56,000.00	56,000.00	19%	19%		
- MANP																													
DISTRICT 1 - LANBA													1								300,000.00						0%	0%	
- LANBA/LRWF																													
<b>PENRO</b>																													
PAMB Resolutions													5																
Cotabato																													
DISTRICT 2 - MANP													3																
approved (no.)																													
DISTRICT 1 - LANBA													2																
- LANBA/LRWF																													
<b>d.2 PAMB TWG Meeting</b>																													
Minutes of Meeting approved (no.)													2								200,000.00	23,587.50	23,587.50	23,587.50	23,587.50	12%	12%		
DISTRICT 2 - MANP													1								100,000.00	23,587.50	23,587.50	23,587.50	23,587.50	24%	24%		
DISTRICT 1 - LANBA													1								100,000.00						0%	0%	
<b>2. Biodiversity Monitoring System (BMS)</b>																													
BMS transects monitored semi-annual													2								500,000.00	- .00	- .00	- .00	- .00	0%	0%		
DISTRICT 2 - MANP													1								250,000.00						0%	0%	
DISTRICT 1 - LANBA													1								250,000.00						0%	0%	

4. Protected Area Management Board												
(PAMB) Operationalization												
b. Survey and Registration of PA Occupants												
No. of barangays within Cotabato 4												
Legal Basis: DAO 2013-20 (Updating) (4 Brgys) out of 22 Brgs - Libungan-Alam 4												
Phase 1:												
1. Team organization briefed & capacitated on the conduct of SRPAO												
2. Initial data/information gathering and collation												
Phase 2												
3. Coordination and Consultation												
4. Actual survey of occupants to include: Interview of HH head; posting of stickers; farmlot survey, visitation and verification of farmlots and homelots; and verify proofs of occupancy												
5. Collation, Organization and Analysis of survey data												
6. Public Notification and Conflict Resolution												
7. Issuance of Official List of Tenured Migrants and Certificate of Recognition												
8. Conduct of Survey for IPs/ICCs within Ancestral Domain areas inside the PA												
9. Reporting and Submission of Forms (every 6 months per Rule 23.1 of RA11038)												
c. Hiring of Project Support staff												
Admin Support staff hired Cotabato 4 864,000.00 - .00 - .00 - .00 - .00 0% 0%												
18,000/month Support staff hired (no.) - MANP 2 432,000.00 0% 0%												
- graduate of any related - LANBA 2 432,000.00 0% 0%												
and natural resources or allied courses												
5. Protected Area Management Office (PAMO)												
Operationalization												
a. Hiring of Contracts of Service Personnel												
PAMO Staff/JOs hired ( Cotabato 1												
15,500/month - MANP 1												
c. Project Monitoring and Supervision												
Cotabato												
- MANP												
14. Inventory of existing												
existing facilities inventoried Cotabato 1												
facilities within PAs Suggestion to change this - LANBA, RWFF 1 75,000.00 0% 0%												
- Unit pricing taken from unit costing of SRPAO *Report on existing facilities inventoried (no.)												
as provided in UWM 2025 due to similar nature of activity												






<b>2 Agricultural Free Patents</b>	Patents approved and transmitted																		
DISTRICT 2 - PENRO		50	2	2	3	30	150	60	250,000.00	- .00	- .00	- .00	- .00	0%	0%				
DISTRICT 1 - CENRO MID.		25	1	1	1	22	100	88	125,000.00					0%	0%				
DISTRICT 3 - CENRO MAT.		25	1	1	2	8	200	32	125,000.00					0%	0%				
Area (has.)																			
PENRO					5.3102	9.1444													
CENRO MIDSAYAP					3.8641	6.4294													
CENRO MATALAM					1.4461	2.7150													
<b>4.2 Special patents</b>	Special Patents Issued (no.)								25,000.00	- .00	- .00	- .00	- .00	0%	0%				
	Special Patent under Section 4 of																		
DISTRICT 2 - PENRO	RA 10023	5			1	1													
DISTRICT 1 - CENRO MID.		3							15,000.00					0%	0%				
DISTRICT 3 - CENRO MAT.		2			1	1			10,000.00					0%	0%				
Area (has.)																			
PENRO					0.3035	0.3035													
CENRO MIDSAYAP																			
CENRO MATALAM					0.3035	0.3035													
<b>5. Resolution of Land Claims and Conflicts</b>									80,000.00	- .00	- .00	- .00	- .00	0%	0%				
5.1) Resolution of Land Claims and Conflict Cases	- ADR proceedings conducted and/ disputes/cases investigated with rep submitted to PENRO (no.)	8	1	1	2	2	200	25											
DISTRICT 1 - CENRO MID.		4	1	1	1	1	100	25	40,000.00					0%	0%				
DISTRICT 3 - CENRO MAT.		4	1	1	1	1	100	25	40,000.00					0%	0%				
<b>Linkages of Digital Public Land Application Database LAMS DCBD</b>																			
Hiring of Encoder	Encoder Hired with report submitted	3																	
PENRO		1																	
DISTRICT 1 - CENRO MID.		1																	
DISTRICT 3 - CENRO MAT.		1																	
Procurement of Scanner	Scanner procured (no.)	3																	
PENRO		1																	
DISTRICT 1 - CENRO MID.		1																	
DISTRICT 3 - CENRO MAT.		1																	
Procurement of Desktops Computers	Desktops computers procured (no.)	3																	
PENRO		1																	
DISTRICT 1 - CENRO MID.		1																	
DISTRICT 3 - CENRO MAT.		1																	
Procurement of office supplies	Office supplies procured (no.)	3																	






	Indigenous	6,000/ha	Cotabato	122															
			CENRO Midsay	61															
			CENRO Metala	61															
6. Improvement/Establishment of Nurseries for Seedling Distribution (Per CENRO and implementing PENRO)	Nurseries established/maintained/operated			2															
DISTRICT 1 - CENRO MID.			CENRO Midsay	1						200,000.00							0%	0%	
DISTRICT 3 - CENRO MAT.			CENRO Metala	1						200,000.00							0%	0%	
7. Maintenance and Protection of Seed Production Area (SPA)	SPA maintained (no.)			1															
	seeds collected (kg)																		
DISTRICT 2 - PENRO										500,000.00							0%	0%	
Maintenance and Operation of MMFN			Regional Office	1															
DISTRICT 2 - PENRO			(PENRO Cotabato)																
9. Hiring of ENR Extension Officers	ENR Extension Officers hired (no.)			2															
DISTRICT 3 - CENRO MAT.	P22,260/mo			2															
10. Enterprise Development (Livelihood Package and Capacity Building)	350,000/enterprise			1															
			PENRO	1						267,120.00		133,560.00	133,560.00				50%	0%	
11. Hiring of ENR Extension Officers (For Assessment of NGP Graduated Sites)	ENR Extension Officers hired (no.)			1															
	P22,260/mo		PENRO	1															
12. Hiring of Financial Analyst -assistance on REFO Project -Accounting graduate or any Business related course	P22,260/mo			1															
			PENRO	1															
13. Hiring of Data Management Officer	P22,260/mo		Cotabato	3															
			PENRO	1															
			CENRO Midsay	1															
			CENRO Metala	1															
III. Structural Measures										2,930,000.00							0%	0%	
1. Establishment of Small Water Impounding System	SWIS constructed(cu.m.)			40															
* For Risk Resiliency Program(RRP)																			
DISTRICT 1 - CENRO MID.				20						1,465,000.00							0%	0%	
DISTRICT 3 - CENRO MAT.				20						1,465,000.00							0%	0%	


Prepared by:


  
**ANNALYN M. ESCOTE**  
 FOE,II/Actg.PO

Reviewed by:

  
**AL FAHD NAIF L. MAPANDI**  
 Chief PM

Approved by:

  
**NOVA AMOR JASMIN**  
 Accountant II/Admin & Finance Chief

  
**RADZAK B. SINARIMBO, JD, MPA, MAPDS**  
 PENR Officer