



Republic of the Philippines
Department of Environment and Natural Resources
**PROVINCIAL ENVIRONMENT AND NATURAL
RESOURCES OFFICE COTABATO**
Region XII, Quirino Drive, City of Kidapawan
Cotabato 9400 Philippines

Tel No. (064) 577-1412 / ✉ penrokidapawan@denr.gov.ph

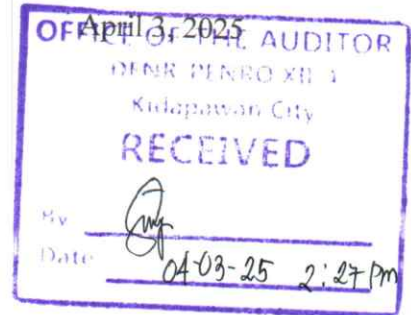


BAGONG PILIPINAS

FOR : **The Resident Auditor**
Kidapawan City

FROM : The PENR Officer
PENRO XII-4, Kidapawan City

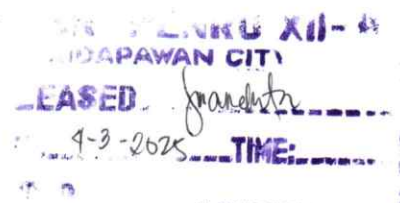
SUBJECT : **Submission of 1st Quarter BAR Report of PENRO Cotabato CY
2025**



Respectfully submitted is the above cited-report of PENRO Cotabato on its 1st Quarter
BAR Accomplishment Report CY 2025.

For information and record.


RADZAR B. SINARIMBO, JD, MPA, MAPDS





Republic of the Philippines
Department of Environment and Natural Resources
**PROVINCIAL ENVIRONMENT AND NATURAL
RESOURCES OFFICE COTABATO**
Region XII, Quirino Drive, City of Kidapawan
Cotabato 9400 Philippines

Tel No. (064) 577-1412 / ✉ penrokidapawan@denr.gov.ph



BAGONG PILIPINAS

April 3, 2025

FOR : **The Regional Executive Director**
DENR XII, Koronadal City

ATT'N : The Chief, Planning and Management Division

FROM : The PENR Officer
PENRO XII-4, Kidapawan City

SUBJECT : **Submission of 1st Quarter BAR Report of PENRO Cotabato CY 2025**



Respectfully submitted is the above cited-report of PENRO Cotabato on its 1st Quarter BAR Accomplishment Report CY 2025.

For information and record.


RADZAK B. SINARIMBO, JD, MPA, MAPDS ✕

P / A / P Code	Performance Indicators	UACS CODE	FY 2025 Physical Targets					FY 2025 Physical Accomplishments					VARIANCE	Remarks
			1st Quarter	2nd Quarter	3rd Quarter	4th Quarter	TOTAL	1st Quarter	2nd Quarter	3rd Quarter	4th Quarter	TOTAL		
(1)	(2)	(3)	(4)	(5)	(6)	(7)	(4+5+6+7)	(8)	(9)	(10)	(11)	(8+9+10+11)	(12)	(13)
c. Registration and Renewal of GSIS Insurance													-	
c.1 Buildings and its Content	Buildings and its content insured (on fire, lightning and earthquake (no.))			5		2	7						(7)	
c.2 L TO Registration /Renewal of Vehicle (four wheel)	Motor vehicles (four wheels) registered (no.)		2	5		1	8	2				2	(6)	
c.3 LTO Registration /Renewal of Motorcycle	Motor vehicles registered (no.)		3	3	9	2	17	3				3	(14)	
c.4 Motor vehicle (four- wheel)	Motor vehicles (four wheels) insured(no.)		1	4		3	8	1				1	(7)	
c.5 Motorcycle vehicle	Motorcycle vehicles insured (no.)			2	13	2	17						(17)	
d. Report of Unserviceable Property, Plant and Equipment	100% of returned unserviceable property within the quarter with Inventory and inspection of Unserviceable Property (IIRUP) prepared (no.)		1	1	1	1	4	1				1	(3)	
e. Preparation of Disposal Plan	Disposal plan submitted (no.)			1			1						(1)	
f. Disposal of unserviceable Properties						1	1						(1)	
g. Maintenance of Four Wheeled Motor Vehicle	four wheel motor vehicle maintained (no.)			6		6	6						(6)	
h. Maintenance /repair of motorcycle procured under forest protection 2020-2021	motorcycle maintained (no.)			10		10	10						(10)	
9. Collection of Fees													-	
	-officials Receipt (O.R.) issued (no.)		300	950	750	500	2,500	1,165				1,165	(1,335)	
7.Budget/Accounting													-	
a. Preparation of Financial Plan	Financial plan prepared (no.)					1	1						(1)	
b. Processing of Vouchers, payrolls,NTAs and others	-Disbursement vouchers and payroll indexed & attached records (no.)		500	500	500	500	2,000	557				557	(1,443)	
c. Preparation of Budget Accountability Reports (BFARs)														
DISTRICT 2														
* Budget and Financial Accountability report (BFAR)	-Financial report prepared and submitted (no.) submitted (no.)		9	9	9	9	36	9				9	(27)	
- BFAR No. 1														
- FAR No. 1														
- BFAR No. 1-A														
- BFAR No. 1-B														
- BFAR No. 1-C														
- FAR No. 2														
- FAR No. 2-A														
-FAR No. 3														
-FAR No. 5														
- FAR No. 6														
(report submitted consist of the above-specified reports)														
* FAR No. 4			3	3	3	3	12	3				3	(9)	
(To be submitted on or before the end of the following month)														
c. Summary of Performance Monitoring Report (SPMR)	PENROs consolidated reviewed financial utilization reports		3	3	3	3	12	3				3	(9)	
d. Monitoring of Compliance to Audit Findings (CAAR/AO	Compliance monitoring report			2		1	2						(2)	

P / A / P Code	Performance Indicators	UACS CODE	FY 2025 Physical Targets					FY 2025 Physical Accomplishments					VARIANCE	Remarks
			1st Quarter	2nd Quarter	3rd Quarter	4th Quarter	TOTAL	1st Quarter	2nd Quarter	3rd Quarter	4th Quarter	TOTAL		
(1)	(2)	(3)	(4)	(5)	(6)	(7)	(4+5+6+7)	(8)	(9)	(10)	(11)	(8+9+10+11)	(12)	(13)
f. Attendance to Workshop, Trainings and Conference	Workshop attended (no.)			1		1	2						(2)	
	Report submitted (no.)													
f. Preparation and Submission of Financial Reports	Report submitted to COA (no.)		3	3	3	3	12	3				3	(9)	
f.a. Monthly trial balance,	PENRO Report submitted to COA (no.)													
g. Hiring of Administrative Assistant (under PENRO Accountant & Budget Officer) and PENRO Planning officer)	Admin asst. hired (no.)		4	4	4	4	4	4				4	-	
8.Cashiering	No. of Cheques/ Advises prepared		50	125	87	88	350	170				170	(180)	
9.Top Management acted upon	Paper/documents acted upon (no.)		750	750	750	750	3,000	1,313				1,313	(1,687)	
13. Updating of Citizen's Charter Processes	Citizen's Charter updated (no.) report submitted		3				3	3				3	-	
10. Conduct of Management Conference	100% Conference conducted (no.)		1	1	1	1	4	1				1	(3)	
	Report submitted after attendance in conference (no.)												-	
18. Quality Management System (QMS)				1			1						(1)	
6. Health and Wellness:													-	
6.1 Mental Health Awareness Activity	Learning event conducted (no.)				3		3						(3)	
	Report submitted (no.)													
SUPPORT TO OPERATIONS														
DATA Network Infrastructure Dev. And Mgt.														
Intensified Maintenance of ICT Equipments and Information Systems (Hardware & Software)	90% Network uptime Infrastructure maintained with report automatically generated thru KISS		90%	90%	90%	90%	90%	100%				100%	0	
DISTRICT 2 - PENRO													-	
1. Maintenance and Updating of Information Systems	100% informationsystems and databases maintained and update		3	3	3	3	3	3				3	-	
2. Management and Maintenance of ICT Resources/Facilities other Information System	-Website Maintained and Updated (no.)		1	1	1	1	1	1				1	-	
	-Internet connectivity subscription acquired (no.) including LAMS (10mbps for RO and 2-5Mbps for P/CENROs)		7	7	7	7	7	7				7	-	
	(Globe, DCTECT, PLDT, PLDT/DT TECH)													
	Server Room Maintained /operationalized/monitored		1	1	1	1	1	1				1	-	
	VOIP maintained / operationalized / monitored (no.)		3	3	3	3	3	3				3	-	
	-Safety and Security System equipment maintained/operationalized/monitored (no.)		40	40	40	40	40	42				42	2	
3. Hiring of IT-Related HelpDesk Support	IT-Related HelpDesk Support hired (no.)		3	3	3	3	3	3				3	-	
5. Acquisition of Secondary Internet Connectivity subscrip	Secondary Internet Connectivity subscription acquired (no.)		3	3	3	3	3	3				3	-	
6. IT Related Helpdesk Support	100% of Technical Assistance provided acted		1	1	1	1	4	1				1	(3)	

[illegible]

[illegible]

[illegible]

[illegible]

[illegible]

[illegible]

P / A / P Code	Performance Indicators	UACS CODE	FY 2025 Physical Targets					FY 2025 Physical Accomplishments					VARIANCE	Remarks
			1st Quarter	2nd Quarter	3rd Quarter	4th Quarter	TOTAL	1st Quarter	2nd Quarter	3rd Quarter	4th Quarter	TOTAL		
(1)	(2)	(3)	(4)	(5)	(6)	(7)	(4+5+6+7)	(8)	(9)	(10)	(11)	(8+9+10+11)	(12)	(13)
b. Compliance monitoring of CWR			1	2	4	1	8	1				1	(7)	
target setting for CWR should be all the active cwr holders per	100% of the holders of Certificate of													
province ; same is true with WFP; budget	Wildlife Registration (CWR) in the													
would be 4000 times number of CWR/WFP	Region monitored relative to their													
	compliance with the terms and													
	conditions of the wildlife permit												-	
Wildlife Farm Permit (WFP)	100% of the holders of wildlife Farm Permit (WFP)		1	1	1	1	1	1				1	-	
9 . Revenues Generated (Php)													-	
a) Forestry			60,000	2,165,000	165,000	110,000	2,500,000	2,590,484.00				2,590,484.00	90,484	
b) Lands							-						-	
b.3 Others (certification, filing, inspection fees)			15,000	40,000	40,000	25,000	120,000	28,540				28,540.00	(91,460)	
c) Biodiversity			250	250	250	250	1,000	950				950.00	(50)	
Miscellaneous Income (Hostel/Penalties/etc)								15,817				15,817.00	15,817	
3. Deputation and mobilization of WEO	WEOs deputized(no.)		20				20	88				88	68	
please coordinate with ED which is better if this si done per sem														
semester or just one sem preferably second														
ask recommendation from M and E														
	WEO mobilized with monthly report (no.)		3	3	3	3	12	3				3	(9)	
NATURAL RESOURCES CONSERVATION & DEV.													-	
Protected Areas/Caves & Wetlands Development													-	
I. Management of Protected Areas													-	
II. For Proclaimed and Legislated PAs													-	
1. Completion of Demarcation of Boundary of Legislated PAs													-	
													-	
2. Biodiversity Monitoring System (BMS)	BMS transects monitored semi-annual (no.)			2		2	2						(2)	
5. PAMB Operationalization													-	
b. Survey and Registration of PA Occupants	No. of barangays within the PA 100% survey					4	4						(4)	
Legal basis: DAO 2013-20 (updating)	(4 brgys) out of 22 brgys												-	
PHASE 1:	LANBA												-	
Capacitated on the conduct of SRPAO collation													-	
PHASE 2:													-	
3. Coordination and Consultation interview of HH head, visitation and verification proofs of occupancy of survey data													-	
Resolution migrants and certificate of Recognition													-	
ancestral Domain areas inside the PA													-	
(every 6 months per Rule 23.1 of RA 11038)													-	
c. Hiring of Project Support staff	Admin support staff hired (no.)		4	4	4	4	4	4				4	-	
g. PAMB Meeting													-	
g.1 Execom/ Enbanc Meeting	Minutes of meeting (no.)		2	2	2	2	8	2				2	(6)	

P / A / P Code	Performance Indicators	UACS CODE	FY 2025 Physical Targets					FY 2025 Physical Accomplishments					VARIANCE	Remarks
			1st Quarter	2nd Quarter	3rd Quarter	4th Quarter	TOTAL	1st Quarter	2nd Quarter	3rd Quarter	4th Quarter	TOTAL		
(1)	(2)	(3)	(4)	(5)	(6)	(7)	(4+5+6+7)	(8)	(9)	(10)	(11)	(8+9+10+11)	(12)	(13)
quarterly meetings of the PAMB	PAMB Resolution approved submitted to RO (no.)		5	5	5	5	20	33				33	13	
g.2 PAMB TWG meeting	Minutes of meeting approved (no.)		2	2	2	2	8	2				2	(6)	
5. Protected Area Management Office Operationalization													-	
a. Hiring of Contracts of Service Personnel	PAMO staff /Jos hired (no.)		1	1	1	1	1	1				1	-	
9. Inventory of Existing Facilities within PAs	existing facilities inventoried (no.)					1	1						(1)	
11. National Greening Program within PAs													-	
11.2 Seedling Production	seedling produced (no.)			258,150			258,150						(258,150)	
Bamboo				26,800			26,800						(26,800)	
Indigenous				231,350			231,350						(231,350)	
11.3 Plantation Establishment	area effectively rehabilitated (ha.)				500		500						(500)	
3.1 Site Preparation and Planting													-	
a. Brushing													-	
b. Hole digging													-	
c. Staking													-	
d. Hauling of seedlings													-	
e. Outplanting													-	
f. Application of Fertilizer													-	
Bamboo					130		130						(130)	
Indigenous					370		370						(370)	
11.4 Maintenance and protection													-	
1st YEAR						500	500						(500)	
ring weeding													-	
patrol work													-	
establishment of firelines													-	
replanting													-	
pest and diseases control													-	
conduct og geotagging													-	
setting up og pole/markers the boundaries of NGP sites													-	
Bamboo						130	130						(130)	
Indigenous						370	370						(370)	
2nd YEAR													-	
ring weeding			609	609	609	609	609	609				609	-	100% LOA submitted
patrol work													-	
establishment of firelines													-	
replanting													-	
pest and diseases control													-	
conduct og geotagging													-	
setting up og pole/markers the boundaries of NGP sites													-	
11.5 hiring of ENR Extension Officers	Extension Officers hired (no.)		10	10	10	10	10	10				10	-	
													-	

P / A / P Code	Performance Indicators	UACS CODE	FY 2025 Physical Targets					FY 2025 Physical Accomplishments					VARIANCE	Remarks
			1st Quarter	2nd Quarter	3rd Quarter	4th Quarter	TOTAL	1st Quarter	2nd Quarter	3rd Quarter	4th Quarter	TOTAL		
(1)	(2)	(3)	(4)	(5)	(6)	(7)	(4+5+6+7)	(8)	(9)	(10)	(11)	(8+9+10+11)	(12)	(13)
13. Ecotourism Program and Impact Monitoring													-	
a.4 Information Center	PA facilities maintained (no.)		1	1	1	1	1	1				1	-	
													-	
a.5 Monitoring Station	PA facilities maintained (no.)		2	2	2	2	2	2				2	-	
													-	
III. Conservation of Inland Wetland													-	
													-	
1. Assessment/Profiling og Inland Wetland	Assessed inland wetland (no.)					1	1						(1)	
													-	
WILDLIFE RESOURCES CONSERVATION AND DEV'T. PROGRAM													-	
													-	
I. Protection and Conservation of Wildlife													-	
													-	
I.1 Population and habitat monitoring and protection of priority threatened species													-	
													-	
a. Philippine Eagle	Consolidated semi-annual report reviewed and submitted to RO (no.)			1		1	2						(2)	
Population status and updated													-	
Population status and updated													-	
species distribution map													-	
													-	
f. Bats (Flying Foxes)	population survey/monitoring conducted (no.)			2		2	4						(4)	
updated Population status in each roosting sites with species distribution map													-	
													-	
													-	
d. Migratory Bird	AWC report submitted (no.)		2				2	2				2	-	
Asian Waterbird Census (AWC)													-	
Annual waterbird count													-	
													-	
FOREST & WATERSHED MANAGEMENT SUB-PROGRAM													-	
													-	
ENHANCED - NATIONAL GREENING PROGRAM													-	
ECOSYSTEM MANAGEMENT SERVICE													-	
													-	
1. Survey, mapping and Planning	Site validated/assessed (ha) generated maps			200			200						(200)	
													-	
2. Seedling Production	Site prepared (ha)			92,040			92,040						(92,040)	
	Area planted (ha)												-	
	Number of seedlings planted (no.)												-	2nd quarter target
													-	
bamboo				2,040			2,040						(2,040)	
													-	
Cacao				25,000			25,000						-	
													-	
Rubber				15,000			15,000						-	
													-	
Timber				18,750			18,750						-	
													-	
Indigenous				31,250			31,250						(31,250)	
													-	
3. Plantation Establishment	Site prepared (ha)				170		170						(170)	
	Area planted (ha)												-	
	seedlings planted (no.)												-	
													-	
													-	

P / A / P Code	Performance Indicators	UACS CODE	FY 2025 Physical Targets					FY 2025 Physical Accomplishments					VARIANCE	Remarks
			1st Quarter	2nd Quarter	3rd Quarter	4th Quarter	TOTAL	1st Quarter	2nd Quarter	3rd Quarter	4th Quarter	TOTAL		
(1)	(2)	(3)	(4)	(5)	(6)	(7)	(4+5+6+7)	(8)	(9)	(10)	(11)	(8+9+10+11)	(12)	(13)
<i>bamboo</i>					10		10						(10)	
<i>Cacao</i>					50		50						(50)	
<i>Rubber</i>					30		30							
<i>Timber</i>					30		30							
<i>Indigenous</i>					50		50							
4. Maintenance and Protection													-	
SUMMARY													-	
1st Year	Area maintained and protected (ha)					170	170						(170)	4th quarter target
<i>ring weeding</i>													-	
<i>patrol work</i>													-	
<i>establishment of firelines</i>														
<i>replanting</i>														
<i>pest and diseases control</i>														
<i>conduct og geotagging</i>														
<i>setting up og pole/markers the boundaries of NGP sites</i>														
<i>bamboo</i>						10	10							
<i>Cacao</i>						50	50							
<i>Rubber</i>						30	30							
<i>Timber</i>						30	30							
<i>Indigenous</i>						50	50							
3rd Year			230	230	230	230	230	230				230	-	100% LOA submitted
<i>ring weeding</i>													-	
<i>patrol work</i>													-	
<i>establishment of firelines</i>													-	
<i>replanting</i>													-	
<i>pest and diseases control</i>														
<i>conduct og geotagging</i>														
<i>setting up og pole/markers the boundaries of NGP sites</i>													-	
<i>Bamboo</i>			108	108	108	108	108	108				108	-	
<i>Indigenous</i>			122	122	122	122	122	122				122	-	
6. Improvements/Establishment	Nurseries established/maintained with consolidated report submitted (no.)		2	2	2	2	2	2				2	-	
<i>Operations of Nurseries for Seedling Distribution</i>													-	
7. Maintenance and Protection of Seed Production Area	SPA maintained (no.)		1	1	1	1	1	1				1	-	
<i>SPA/IPT</i>	seeds collected (kg.)												-	

P / A / P Code	Performance Indicators	UACS CODE	FY 2025 Physical Targets					FY 2025 Physical Accomplishments					VARIANCE	Remarks
			1st Quarter	2nd Quarter	3rd Quarter	4th Quarter	TOTAL	1st Quarter	2nd Quarter	3rd Quarter	4th Quarter	TOTAL		
(1)	(2)	(3)	(4)	(5)	(6)	(7)	(4+5+6+7)	(8)	(9)	(10)	(11)	(8+9+10+11)	(12)	(13)
8. Hiring of ENR Extension Officers	ENR Extension Officers hired (no.)		2	2	2	2	2	2				2	-	
10. Enterprise Development	Enterprise developed with consolidated report submitted					1	1						(1)	
11. Hiring of ENR Extension Officers (for assessment of NCP graduated sites)	FEOs hired (no.)		1	1	1	1	1	1				1	-	
12. Hiring of Financial Staff	FS Staff hired with report submitted (no.)		1	1	1	1	1	1				1	-	
-assistance on REFO Project													-	
-Accounting graduate or any Business related course													-	
13. Hiring of Data(base) Management Staff	DMS Staff hired with report submitted(no.)		3	3	3	3	3	3				3	-	
-IT or any computer-related course													-	
SOIL CONSERVATION AND WATERSHED MANAGEMENT														
INCLUDING RIVER BASIN MANAGEMENT AND DEVELOPMENT														
IV. Structural Measures														
1. Construction of Small Water Impounding System	SWIS constructed (cu.m.)				40		40						-	
LAND MANAGEMENT SUB-PROGRAM														
LAND SURVEY/DISPOSITION AND RECORDS MGT.														
a.1 Survey of Residential Areas	Lot surveyed and approved (no.)			40	20		60						(60)	
a.2 Issuance of patents under RA10023	Patents approved and transmitted		10	30	30	5	75	42				42	(33)	
- patent issued	to the ROD within 10 working days (no.)												-	
b. Agricultural Lots													-	
b.1 Survey of Agricultural Areas	Lot surveyed and approved (no.)			30	30		60						(60)	
b.2 Issuance of patents	Patents approved and transmitted		5	20	20	5	50	66				66	16	
- Patents issued	to the ROD within 10 working days (no.)												-	
4.2 Special patents	Special Patents Issued (no.)			3	2		5						(5)	
II. Resolution of Disputes/Cases with Claims and Conflicts Cases														
1 Resolution of Land Cases with Claims and Conflicts	ADR proceedings conducted with report submitted (no.)			4	2	2	8						(8)	
Linkages of Digital Public Land Application LAMS DCDB														
Hiring of Encoder	Encoder hired with report submitted (no.)		3	3	3	3	3	3				3	-	
Procurement of Scanner			3				3						(3)	
Procurement of Desktop Computers	Desktop Computers procured (no.)		1										-	
Procurement of Office Supplies	Office supplies procured (no.)		3	3	3	3	12						(12)	
003: ADAPTIVE CAPACITIES OF HUMAN COMMUNITIES AND NATURAL SYSTEM IMPROVED														
1. Formation/Strengthening of Watershed Management Council (WMC)	WMC created/strengthened operationalized with strat					1	1						(1)	


Prepared by:


ANNALYN M. ESCOTE
 FOR: M/Actg. PO

Reviewed by:

on leave
AL FAHD NAIF L. MAPANDI
 Chief, PMS

Approved by:


RADZAK B. SINARIMBO, JD, MPA, MAPDS
 PENR Officer