



Republic of the Philippines
Department of Environment and Natural Resources
**PROVINCIAL ENVIRONMENT AND NATURAL
RESOURCES OFFICE COTABATO**
Region XII, Quirino Drive, City of Kidapawan
Cotabato 9400 Philippines

Tel No. (064) 577-1412 / ✉ penronorthcotabato@denr.gov.ph




December 26, 2025

FOR : **The Regional Executive Director**
DENR XII, Koronadal City

ATT'N : The Chief, Planning and Management Division

FROM : The PENR Officer
PENRO XII-4, Kidapawan City


SUBJECT : **Submission of 4th Quarter BAR Report of PENRO Cotabato CY
2025**



Respectfully submitted is the above cited report of PENRO Cotabato on its 4th Quarter BAR Accomplishment Report CY 2025.

For information and record.

For and in the absence of the PENR Officer,


FOR. FERNANDO D. ORENA &
Senior Ecosystem Management Specialist
Office-in-Charge

P / A / P Code	Performance Indicators	UACS CODE	FY 2025 Physical Targets					FY 2025 Physical Accomplishments					VARIANCE	Remarks
			1st Quarter	2nd Quarter	3rd Quarter	4th Quarter	TOTAL	1st Quarter	2nd Quarter	3rd Quarter	4th Quarter	TOTAL		
(1)	(2)	(3)	(4)	(5)	(6)	(7)	(4+5+6+7)	(8)	(9)	(10)	(11)	(8+9+10+11)	(12)	(13)
Gen.MGT.&SUPERVISION														
1.Personel Management			238	238	238	238	238	238	238	238	238	238	-	
	- personnel records maintained/updated (No.)												-	
													-	
c. Submission of SALN (R.A. 6713)	% SALN submission		1				1	1				1	-	
													-	
3. Performance Management													-	
a. OPCR	OPCR commitment based on approved SPMS guidelines submitted to RO		3				3	3				3	-	
b. DPCR	DPCR commitment based on approved SPMS guidelines submitted to RO			2			2		2			2	-	
c. IPCR	% of IPCR commitment based on the approved DPCR submitted to Personnel			3			3		3			3	-	
													-	
4.Communications	-message/e-mail transmitted/fax delivered (no.)		1,000	1,000	1,000	1,000	4000	2,335	4,358	2,653	4,168	13,514	9,514	
													-	
5.Records Management	-records maintained/updated (no.)		1	1	1	1	4	1	1	1	1	4	-	
													-	
8. Property, Plant and Equipment (PPE) Accountability Report													-	
8.1 Annual Report on the Physical Count of Property Plant and Equipment (RPCPPE) as of December 31, 2024	Report on the Physical Count of Property Plant and Equipment as of Dec 31, 2024 submitted to COA by the end of January 2024		1				1	1				1	-	
													-	
7. Procurement Activities for the Current Year													-	
a. Conduct of Biddings/Alternative Procurement	bidding conducted/contract/Purchase Order issued (no.)		15	15	15	15	60	49	61	55	64	229	169	
													-	
b. Compliance to PHILGEPS conditions	Compliance report submitted (no.)		1				1	1				1	-	
													-	
c. Preparation of Annual Procurement Plan													-	
	Updated APP non- CSE based on approved GAA FY 2026 submitted to GPPB-TSO (no.)		1				1	1				1	-	
													-	
	Indicative APP non-CSE for FY 2026 posted in the Transparency seal (no.)				1		1			1		1	-	
													-	
	FY 2026 APP-CSE prepared and uploaded to the PS-PHILGEPS virtual store				1		1			1		1	-	
													-	
d. Procurement Monitoring Report	report prepared/submitted to GPPB-TSO (no.)		1				1	1				1	-	
													-	
f. Conduct of Early Procurement Activities	Early Procurement Activities conducted (no.)					1	1				1	1	-	
													-	
g. Agency Procurement Compliance and Performance Indicators	report prepared/submitted (no.)		1				1	1				1	-	
													-	
8. Property Management													-	
a. Maintenance /repair/repaint of bUilding and other Structures	Office Buildings and facilities (no.)		6	6	6	6	6	6	6	6	6	6	-	
													-	
b. Inventories/Validation of Property, Plant and Equipment	report on inventory/validation of PPEs (no.)					1	1				1	1	-	
													-	

P / A / P Code	Performance Indicators	UACS CODE	FY 2025 Physical Targets					FY 2025 Physical Accomplishments					VARIANCE	Remarks
(1)	(2)	(3)	1st Quarter	2nd Quarter	3rd Quarter	4th Quarter	TOTAL (4+5+6+7)	1st Quarter	2nd Quarter	3rd Quarter	4th Quarter	TOTAL (8+9+10+11)	(12)	(13)
c. Registration and Renewal of GSIS Insurance	Buildings and its content insured (on fire, lightning and earthquake (no.)			5		2	7		5	2		7	-	
c.1 Buildings and its Content													-	
c.2 L TO Registration /Renewal of Vehicle (four wheel)	Motor vehicles (four wheels) registered (no.)		2	5		1	8	2	5		1	8	-	
c.3 LTO Registration /Renewal of Motorcycle	Motor vehicles registered (no.)		3	3	9	2	17	3	3	9	2	17	-	
c.4 Motor vehicle (four- wheel)	Motor vehicles (four wheels) insured(no.)		1	4		3	8	1	4		3	8	-	
c.5 Motorcycle vehicle	Motorcycle vehicles insured (no.)			2	13	2	17		2	13	2	17	-	
d. Report of Unserviceable Property, Plant and Equipment	100% of returned unserviceable property within the quarter with Inventory and inspection of Unserviceable Property (IIRUP) prepared (no.)		1	1	1	1	4	1	1	1	1	4	-	
e. Preparation of Disposal Plan	Disposal plan submitted (no.)			1			1		1			1	-	
f. Disposal of unserviceable Properties						1	1				1	1	-	
g. Maintenance of Four Wheeled Motor Vehicle	four wheel motor vehicle maintained (no.)			6		6	6		6		6	6	-	
h. Maintenance /repair of motorcycle procured under forest protection 2020-2021	motorcycle maintained (no.)			10		10	10		10		10	10	-	
9. Collection of Fees	-officials Receipt (O.R.) issued (no.)		300	950	750	500	2,500	1,165	956	1,414	1,189	4,724	2,224	
7.Budget/Accounting													-	
a. Preparation of Financial Plan	Financial plan prepared (no.)					1	1				1	1	-	
b. Processing of Vouchers, payrolls,NTAs and others	-Disbursement vouchers and payroll indexed & other claims processed (no.)		500	500	500	500	2,000	557	937	893	769	3,156	1,156	
c. Preparation of Budget Accountability Reports (BFARs)														
DISTRICT 2	-Financial report prepared and submitted (no.)		9	9	9	9	36	9	9	9	9	36	-	
* Budget and Financial Accountability report (BFAR)														
- BFAR No. 1														
- FAR No. 1														
- BFAR No. 1-A														
- BFAR No. 1-B														
- BFAR No. 1-C														
- FAR No. 2														
- FAR No. 2-A														
-FAR No. 3														
-FAR No. 5														
- FAR No. 6														
(report submitted consist of the above-specified reports)														
* FAR No. 4			3	3	3	3	12	3	3	3	3	12	-	
(To be submitted on or before the end of the following month)														
c. Summary of Performance Monitoring Report (SPMR)	PENROs consolidated reviewed financial utilization reports		3	3	3	3	12	3	3	3	3	12	-	
d. Monitoring of Compliance to Audit Findings (CAAR/AC	Compliance monitoring report			1		1	2		1		1	2	-	
f. Attendance to Workshop, Trainings and Conference	Workshop attended (no.) Report submitted (no.)			1	2	1	2		1		1	2	-	

P / A / P Code	Performance Indicators	UACS CODE	FY 2025 Physical Targets					FY 2025 Physical Accomplishments					VARIANCE	Remarks
			1st Quarter	2nd Quarter	3rd Quarter	4th Quarter	TOTAL	1st Quarter	2nd Quarter	3rd Quarter	4th Quarter	TOTAL		
(1)	(2)	(3)	(4)	(5)	(6)	(7)	(4+5+6+7)	(8)	(9)	(10)	(11)	(8+9+10+11)	(12)	(13)
f. Preparation and Submission of Financial Reports	Report submitted to COA (no.)		3	3	3	3	12	3	3	3	3	12	-	
f.a. Monthly trial balance,	PENRO Report submitted to COA (no.)													
g. Hiring of Administrative Assistant (under PENRO Accountant & Budget Officer) and PENRO Planning officer)	Admin asst. hired (no.)		4	4	4	4	4	4	4	4	4	4	-	
8.Cashiering	No. of Cheques/Advices prepared		50	125	87	88	350	170	164	143	155	632	282	
9.Top Management acted upon	Paper/documents acted upon (no.)		750	750	750	750	3,000	1,313	1,817	2,311	1,836	7277	4,277	
13. Updating of Citizen's Charter Processes	Citizen's Charter updated (no.) report submitted		3				3	3			3	3	-	
10. Conduct of Management Conference	100% Conference conducted (no.)		1	1	1	1	4	1	1	1	1	4	-	
	Report submitted after attendance in conference (no.)												-	
18. Quality Management System (QMS)				1			1		1			1	-	
6. Health and Wellness:													-	
6.1 Mental Health Awareness Activity	Learning event conducted (no.)				3		3			3		3	-	
	Report submitted (no.)												-	
SUPPORT TO OPERATIONS														
DATA Network Infrastructure Dev. And Mgt.														
Intensified Maintenance of ICT Equipments and Information Systems (Hardware & Software)	90% Network uptime Infrastructure maintained with report automatically generated thru KISS		90%	90%	90%	90%	90%	100%	100%	100%	100%	100%	-	
DISTRICT 2 - PENRO													-	
1. Maintenance and Updating of Information Systems	100% informationsystems and databases maintained and update		3	3	3	3	3	3	3	3	3	3	-	
2. Management and Maintenance of ICT Resources/Facilities other Information System	-Website Maintained and Updated (no.)		1	1	1	1	1	1	1	1	1	1	-	
	-Internet connectivity subscription acquired (no.)		7	7	7	7	7	7	7	7	7	7	-	
	including LAMS (10mbps for RO and 2-5Mbps for P/CENROs)													
	(Globe, DCTECT, PLDT, PLDT/DT TECH)													
	Server Room Maintained /operationalized/monitored		1	1	1	1	1	1	1	1	1	1	-	
	VOIP maintained / operationalized / monitored (no.)		3	3	3	3	3	3	4	4	4	4	1	
	-Safety and Security System equipment maintained/operationalized/monitored (no.)		40	40	40	40	40	42	43	40	40	40	-	
3. Hiring of IT-Related HelpDesk Support	IT-Related HelpDesk Support hired (no.)		3	3	3	3	3	3	3	3	3	3	-	
5. Acquisition of Secondary Internet Connectivity subscrip	Secondary Internet Connectivity subscription acquired (no.)		3	3	3	3	3	3	3	3	3	3	-	
6. IT Related Helpdesk Support	100% of Technical Assistance provided acted		1	1	1	1	4	1	1	1	1	4	-	

[illegible]

P / A / P Code	Performance Indicators	UACS CODE	FY 2025 Physical Targets					FY 2025 Physical Accomplishments					VARIANCE	Remarks
			1st Quarter	2nd Quarter	3rd Quarter	4th Quarter	TOTAL	1st Quarter	2nd Quarter	3rd Quarter	4th Quarter	TOTAL		
(1)	(2)	(3)	(4)	(5)	(6)	(7)	(4+5+6+7)	(8)	(9)	(10)	(11)	(8+9+10+11)	(12)	(13)
c) Content management of Regional DENR Website	approved documents/articles updated/posted in DENR website (no.)		3	3	3	3	12	3	21	15	2	41	29	
-approved documents/articles updated/posted in website (no.)													-	
6. Library Management													-	
a. Maintenance of Library	ENR library maintained (no.) report submitted (no.)		3	3	3	3	3	3	3	3	3	3	-	
A. 02.c Legal Services to Support Environment and Nataral Resources Law Enforcement	Legal Researcher hired with report submitted (no.)		1	1	1	1	1		1	1	1	1	-	
A.03.a Formulation and Monitoring of the ENR Sector policies, plans, programs and Projects													-	
1. Forest Land Use Planning													-	
a. Drafting /Formulation of FLUP Step 1-4	FLUP finalized and affirmed by the Regional Executive Director (no)					1	1			1	1	1	-	
• Preparatory Activities includi+ B250:B260ng Secondary Data	Milestone narrative report												-	
• Field Data Gathering, Mapping and Survey	submitted to FMB (no)												-	
a. Drafting /Formulation of FLUP Step 1-4	FLUP finalized compliant to existing guidelines and served as guide in effective management of the area (LGU-Libungan)												-	
Preparatory Activities including Secondary Data Gathering													-	
Conduct of Situational Analysis (3rd quarter)													-	
Plan Formulation Stage, Drafting and deliberation (3rd quarter)													-	
2 Price Monitoring and Forest Products Utilization	PENRO price data report consolidated, summarized and submitted quarterly to FMB with monthly breakdown (no.)		3	3	3	3	12	3	3	3	3	12	-	
- Price monitoring of forest products	CENRO price data report consolidated, summarized and submitted quarterly to RO with monthly breakdown (no.)												-	
4. Forestry Statistical Reporting System (SRS)													-	
	100% of Forestry statistical report forms submitted to RO every 20th of the ensuing month at the end of the quarter		1	1	1	1	4	1	1	1	1	4	-	
													-	
	100% of Biodiversity statistical report forms submitted to RO every 20th of the ensuing month at the end of the quarter		1	1	1	1	4	1	1	1	1	4	-	
													-	
	100% of Land statistical report forms submitted to RO every July 20 and January 20			1		1	2		1		1	2	-	
													-	
II. PLANNING AND MGT.													-	
• Preparation of FY 2026 Budget Proposal	FY 2026 Budget Proposal												-	
- Updating of Forward Estimates (FE)	reviewed/evaluated and submitted(no.)		1				1	1				1	-	
- Consultative workshop w/ CENROs, District 2													-	
• Preparation of FY 2025 Work and Financial Plan	CY 2025 WFP reviewed and submitted(no.)					1	1			1		1	-	
- PENRO/Sectoral Consultation													-	

[illegible]

P / A / P Code	Performance Indicators	UACS CODE	FY 2025 Physical Targets					FY 2025 Physical Accomplishments					VARIANCE	Remarks
			1st Quarter	2nd Quarter	3rd Quarter	4th Quarter	TOTAL	1st Quarter	2nd Quarter	3rd Quarter	4th Quarter	TOTAL		
(1)	(2)	(3)	(4)	(5)	(6)	(7)	(4+5+6+7)	(8)	(9)	(10)	(11)	(8+9+10+11)	(12)	(13)
4. Performance Evaluation of Expiring within Five (5) Years	100% of tenurial instruments			1	2	1	4		1	3		4	-	
Tenured Areas	targeted for PE evaluated with												-	
-extent of area covered by TI evaluated;	categorical recommendations												-	
-extent of area evaluated Indicated in	and report submitted (no.)												-	
GIS maps prepared with geo-tagged photos													-	
-Pertinent documents reviewed and evaluated;													-	
-Performance Evaluation report with													-	
categorical recommendation endorsed to PENRO													-	
-Performance Evaluation report reviewed/evaluated													-	
with categorical recommendation and endorsed to RO.													-	
-Performance Evaluation report reviewed/evaluated													-	
with categorical recommendation and endorsed to CO.													-	
II. Implementation of Forest Protection Program													-	
Menu of Activities and strategies													-	
													-	
Menu 1.1													-	
													-	
Procurement of Equipment and Gadgets													-	
													-	
a. Procurement of Fire fighting Equipment	Fire Fighting equipment procured (no.)			6			6		6			6	-	
													-	
Menu 1.2 Maintenance of acquired equipment													-	
													-	
b. Maintenance of motorcycle included in the GAS	vehicles maintained (no.) with report submitted			5		5	5		5		5	5	-	
maintenance of motorcycle													-	
													-	
d. Maintenance of Multi-purpose four wheel	four wheeled vehicle maintained (no.)			2		2	2		2		2	2	-	
four-wheeled vehicle													-	
													-	
MENU 2													-	
Construction/Improvement of Infrastructure													-	
													-	
• Menu 2.1													-	
Maintenance of storage facilities for apprehended/	Storage facility maintained with consolidated		2	2	2	2	2	2	2	2	2	2	-	
confiscated forest products	maintenance report submitted to RO												-	
													-	
													-	
Menu 2.2													-	
Maintenance of Monitoring Station	maintenance of monitoring (no.)			2		2	2		2		2	2	-	
													-	
MENU 3													-	
Active Collaboration and Involvement													-	
of Forest Communities and other													-	
Stakeholders in Forest Protection													-	
and Law Enforcement undertakings													-	
													-	
Menu 3.1													-	
Activate/revitalize MFPCs, individual and group	Revitalized MFPCs with consolidated report submitted			1	1		2		1	1		2	-	
volunteers for deputation as DENROs	report (no.)												-	
**MFPC Revitalized, Group/DENRO deputized													-	
													-	
MENU 4													-	
Undertake capacity building to DENR field personnel and enhance													-	
their skills and competence or effective protection of forest and													-	
plantations for biodiversity conservations													-	
													-	
Menu 4.1													-	
Para legal training to DENR personnel	Training conducted with report submitted (no.)				7	1	1			1		1	-	
													-	
Menu 4.2													-	

P / A / P Code	Performance Indicators	UACS CODE	FY 2025 Physical Targets					FY 2025 Physical Accomplishments					VARIANCE	Remarks
			1st Quarter	2nd Quarter	3rd Quarter	4th Quarter	TOTAL	1st Quarter	2nd Quarter	3rd Quarter	4th Quarter	TOTAL		
(1)	(2)	(3)	(4)	(5)	(6)	(7)	(4+5+6+7)	(8)	(9)	(10)	(11)	(8+9+10+11)	(12)	(13)
Para legal training of volunteers for deputation	Consolidated training report (no.)			1			1		1			1	-	
Menu 4.3													-	
Technical trainings for DENR personnel:	Trainings attended with report			1			1		1			1	-	
-Intelligence, Surveillance and Enforcement Planning	submitted (no.)												-	
-Forest Law Enforcement with gun handling	Personnel trained (no.)													
-Forest Fire Management (prevention, detection & suppression)														
-Forest Pests and Diseases														
-Drone Image and Analysis														
-Wood Identification														
-Continous capacity building in support to Lawin implementation														
- Other Technical Trainings														
MENU 5														
Sustain a well-planned														
Information, Education and Communications														
campaign region-wide down to CENRO level														
• Menu 5.1														
Involvement of forest communities in forest protection works	meetings conducted with report submitted (no.)			1	1		2		1	1		2	-	
- Conduct of IEC														
- forest community dialogue														
- Surveillance														
MENU 6														
Consistent apprehension, & mandatory administrative adjudication and confiscation of undocumented forest products and including conveyances and other implements														
• Menu 6.1														
Apprehension of undocumented forest products including NTFPs, vehicles,quipment and other implements thru proper channels	volume (bd.ft.) of apprehended undocumented forest products including NTFPs with incidence reports submitted to FMB			1,000		1,000	2,000	3,513.46	3,005.77	1,933		8,452.23	6,452	
	No. of vehicles, equipment and other implements apprehended thru channels with incidence reports submitted to OUFO cc FMB					2	2		7		4	11	9	
	map (shp) of the location of apprehension submitted to OUFO cc FMB													
• Menu 6.2														
Hauling of apprehended forest products and vehicles/implements to CENR Office or any nearest Government Office	volume (bd ft) of the apprehended forest products hauled to CENR Office or any nearest Government Office with incidence report submitted to OUFO cc FMB			1,000		1,000	2000	1,071.86	3,005.77	1,933		6,010.63	4,011	
	No. of apprehended vehicles, equipment and other implements hauled thru proper channels with incidence reports submitted to OUFO cc FMB					2	2				4	4	2	
Menu 6.3														
Inventory or scaling of apprehended and /or seized undocumented forest products	Forest products apprehended confiscated inventoried (vol. in bd ft)			500		500	1,000		559.66		3,517.97	4077.63	3,078	
• Menu 6.4														
Immediate administrative and adjudication proceedings of apprehended forest products including conveyances,	administrative adjudication proceedings report carried out within the prescription			1	8	1	2		1	1		2	-	

P / A / P Code	Performance Indicators	UACS CODE	FY 2025 Physical Targets					FY 2025 Physical Accomplishments					VARIANCE	Remarks
			1st Quarter	2nd Quarter	3rd Quarter	4th Quarter	TOTAL	1st Quarter	2nd Quarter	3rd Quarter	4th Quarter	TOTAL		
(1)	(2)	(3)	(4)	(5)	(6)	(7)	(4+5+6+7)	(8)	(9)	(10)	(11)	(8+9+10+11)	(12)	(13)
tools and implements	period (no.)													
MENU 7														
Provision of institutional support in investigation, filing of information and/or criminal complaints and prosecution of forestry cases														
● Menu 7.1	report endorsed to office			1	1		2		1	1		2	-	
Support to investigation, filing complaints and prosecution of criminal complaints	of Usec for Field Operations cc FMB with action taken (no.)													
● Menu 7.2														
Hiring of Legal Officers	Legal officers hired (no.)		2	2	2	2	2	2	2	2	2	2	-	
MENU 8														
Effective Forest Fire, Pest and Disease Management Measures														
Menu 8.2														
Fireline establishment (to include NGP graduated project)	Fireline established (ha.)			40			40		40			40	-	
(with Geo-tagged pictures of sites and GIS generated maps)														
MENU 10														
Sustainable implementation of the Lawin Forest and Biodiversity Protection System														
a. Hiring of Forest Protection Officer (FPOs)	Forest protection officer hired (no.)		4	4	4	4	4	4	4	4	4	4	-	
LAWIN 29 Teams	Distance patrolled (km)		300	300	300	300	1,200	537,000	495,060	414,600	352,700	1799,360	599	
10 teams														
7 teams														
5 teams														
7 teams														
	Reports submitted with at least 75% of the observed threats had actions taken (no)		3	3	3	3	12	3	3	3	3	9	(3)	
	Quarterly patrol plan endorsed to FMB		1	1	1	1	4	1	1	1	1	4	-	
PROTECTED AREAS WILDLIFE, COASTAL & MARINE RES.														
ENFORCEMENT OF PA WILDLIFE & CAVE														
1. Processing/Issuance and Monitoring of CITES permits and other wildlife permits/certificates														
a. Processing/Issuance of Permits	Wildlife permit applications acted upon within the number of days as prescribed by the law (no)					2	2	2		1		3	1	
	LTP: 1-2 days													
	-CWR: 7 days													
	-WFP: 24 days													
			1	2	4	1	8	1	3	3	1	8	-	
b. Compliance monitoring of CWR target setting for CWR should be all the active cwr holders per province ; same is true with WFP; budget would be 4000 times number of CWR/WFP	100% of the holders of Certificate of Wildlife Registration (CWR) in the Region monitored relative to their compliance with the terms and conditions of the wildlife permit													
													-	
Wildlife Farm Permit (WFP)	100% of the holders of wildlife Farm Permit (WFP)		1	1	9	1	1	1	1	1	1	1	-	
													-	

P / A / P Code	Performance Indicators	UACS CODE	FY 2025 Physical Targets					FY 2025 Physical Accomplishments					VARIANCE	Remarks
			1st Quarter	2nd Quarter	3rd Quarter	4th Quarter	TOTAL	1st Quarter	2nd Quarter	3rd Quarter	4th Quarter	TOTAL		
(1)	(2)	(3)	(4)	(5)	(6)	(7)	(4+5+6+7)	(8)	(9)	(10)	(11)	(8+9+10+11)	(12)	(13)
9. Revenues Generated (Php)													-	
													-	
a) Forestry			60,000	2,165,000	165,000	110,000	2,500,000	2,590,484.00	98,550.00	126,697	345,364	3,161,095.00	661,095	
							-						-	
b) Lands							-						-	
b.3 Others (certification, filing, inspection fees)			15,000	40,000	40,000	25,000	120,000	28,540	18,960	1,297,010	24,825	1,369,335.00	1,249,335	
													-	
c) Biodiversity			250	250	250	250	1,000	950	1,450	2,900	7,800	13,100.00	12,100	
													-	
Miscellaneous Income (Hostel/Penalties/etc)								15,817	34,753	37,845	10,460	98,875.00	98,875	
													-	
3. Deputation and mobilization of WEO please coordinate with ED which is better if this si done per sem	WEOs deputized(no.)		20				20	88				88	68	
semester or just one sem preferably second ;ask recommendation from M and E														
	WEO mobilized with monthly report (no.)		3	3	3	3	12	3	3	3	3	12	-	
													-	
NATURAL RESOURCES CONSERVATION & DEV.													-	
Protected Areas/Caves & Wetlands Development													-	
I. Management of Protected Areas													-	
II. For Proclaimed and Legislated PAs													-	
1. Completion of Demarcation of Boundary of Legislated PAs													-	
													-	
2. Biodiversity Monitoring System (BMS)	BMS transects monitored semi-annual (no.)			2		2	2		2		2	2	-	
													-	
5. PAMB Operationalization													-	
													-	
b. Survey and Registration of PA Occupants Legal basis: DAO 2013-20 (updating)	No. of barangays within the PA 100% survey (4 brgys) out of 22 brgys LANBA					4	4				4	4	-	
													-	
PHASE 1:													-	
Capacitated on the conduct of SRPAO collation													-	
PHASE 2:													-	
3. Coordination and Consultation interview of HH head, visitation and verification proofs of occupancy of survey data													-	
													-	
Resolution migrants and certificate of Recognition ancestral Domain areas inside the PA (every 6 months per Rule 23.1 of RA 11038)													-	
													-	
c. Hiring of Project Support staff	Admin support staff hired (no.)		4	4	4	4	4	4	4	4	4	4	-	
													-	
g. PAMB Meeting													-	
g.1 Execom/ Enbanc Meeting	Minutes of meeting (no.)		2	2	2	2	8	2	3	1	2	8	-	


P / A / P Code	Performance Indicators	UACS CODE	FY 2025 Physical Targets					FY 2025 Physical Accomplishments					VARIANCE	Remarks
			1st Quarter	2nd Quarter	3rd Quarter	4th Quarter	TOTAL	1st Quarter	2nd Quarter	3rd Quarter	4th Quarter	TOTAL		
(1)	(2)	(3)	(4)	(5)	(6)	(7)	(4+5+6+7)	(8)	(9)	(10)	(11)	(8+9+10+11)	(12)	(13)
													-	
quarterly meetings of the PAMB	PAMB Resolution approved submitted to RO (no.)		5	5	5	5	20	33	18	11	36	98	78	
													-	
g.2 PAMB TWG meeting	Minutes of meeting approved (no.)		2	2	2	2	8	2	2	2	2	8	-	
													-	
5. Protected Area Management Office Operationalization													-	
													-	
a. Hiring of Contracts of Service Personnel	PAMO staff /Jos hired (no.)		1	1	1	1	1	1	1	1	1	1	-	
													-	
9. Inventory of Existing Facilities within PAs	existing facilities inventoried (no.)						1	1					(1)	
													-	
11. National Greening Program within PAs													-	
													-	
11.2 Seedling Production	seedling produced (no.)			258,150			258,150		258,150			258,150	-	
													-	
Bamboo				26,800			26,800		26,800			26,800	-	
													-	
Indigenous				231,350			231,350		231,350			231,350	-	
													-	
11.3 Plantation Establishment	area effectively rehabilitated (ha.)				500		500			500		500	-	
3.1 Site Preparation and Planting													-	
a. Brushing													-	
b. Hole digging													-	
c. Staking													-	
d. Hauling of seedlings													-	
e. Outplanting													-	
f. Application of Fertilizer													-	
Bamboo					130		130			130		130	-	
													-	
Indigenous					370		370			370		370	-	
													-	
11. 4 Maintenance and protection													-	
1st YEAR						500	500				500	500	-	
ring weeding													-	
patrol work													-	
establishment of firelines													-	
replanting													-	
pest and diseases control													-	
conduct og geotagging													-	
setting up og pole/markers the boundaries of NGP sites													-	
													-	
Bamboo							130	130				130	130	-
													-	
Indigenous							370	370				370	370	-
													-	
			609	609	609	609	609	609	609	609	609	609	609	-
2nd YEAR													-	
ring weeding													-	
patrol work													-	
establishment of firelines													-	
replanting													-	
pest and diseases control													-	
conduct og geotagging													-	
setting up og pole/markers the boundaries of NGP sites													-	
													-	
11.5 hiring of ENR Extension Officers	Extension Officers hired (no.)		10	10	10	10	10	10	10	10	10	10	10	-

P / A / P Code	Performance Indicators	UACS CODE	FY 2025 Physical Targets					FY 2025 Physical Accomplishments					VARIANCE	Remarks
			1st Quarter	2nd Quarter	3rd Quarter	4th Quarter	TOTAL	1st Quarter	2nd Quarter	3rd Quarter	4th Quarter	TOTAL		
(1)	(2)	(3)	(4)	(5)	(6)	(7)	(4+5+6+7)	(8)	(9)	(10)	(11)	(8+9+10+11)	(12)	(13)
													-	
13. Ecotourism Program and Impact Monitoring													-	
a.4 Information Center	PA facilities maintained (no.)		1	1	1	1	1	1	1	1	1	1	-	
													-	
a.5 Monitoring Station	PA facilities maintained (no.)		2	2	2	2	2	2	2	2	2	2	-	
													-	
III. Conservation of Inland Wetland													-	
1. Assessment/Profiling og Inland Wetland	Assessed inland wetland (no.)					1	1				1	1	-	
													-	
WILDLIFE RESOURCES CONSERVATION AND DEV'T. PROGRAM													-	
													-	
1. Protection and Conservation of Wildlife													-	
													-	
1.1 Population and habitat monitoring and protection of priority threatened species													-	
a. Philippine Eagle	Consolidated semi-annual report reviewed and submitted to RO (no.)			1		1	2		1		1	2	-	
<i>Population status and updated</i>													-	
<i>Population status and updated</i>													-	
<i>species distribution map</i>													-	
f. Bats (Flying Foxes)	population survey/monitoring conducted (no.)			2		2	4		2		2	4	-	
<i>updated Population status in each roosting sites with species distribution map</i>													-	
d. Migratory Bird	AWC report submitted (no.)		2				2	2				2	-	
<i>Asian Waterbird Census (AWC)</i>													-	
<i>Annual waterbird count</i>													-	
													-	
FOREST & WATERSHED MANAGEMENT SUB-PROGRAM													-	
ENHANCED - NATIONAL GREENING PROGRAM													-	
ECOSYSTEM MANAGEMENT SERVICE													-	
1. Survey, mapping and Planning	Site validated/assessed (ha) generated maps			200			200		200.00				(200)	
													-	
2. Seedling Production	Site prepared (ha)			92,040			92,040		92,040			92,040	-	
	Area planted (ha)												-	2nd quarter target
	Number of seedlings planted (no.)												-	
<i>bamboo</i>				2,040			2,040		2,040			2,040	-	
<i>Cacao</i>				25,000			25,000		25,000			25,000	-	
<i>Rubber</i>				15,000			15,000		15,000			15,000	-	
<i>Timber</i>				18,750			18,750		18,750			18,750	-	
<i>Indigenous</i>				31,250			31,250		31,250			31,250	-	
													-	
3. Plantation Establishment	Site prepared (ha)					170	170				170	170	-	
	Area planted (ha)												-	
	seedlings planted (no.)												-	
													-	


P / A / P Code	Performance Indicators	UACS CODE	FY 2025 Physical Targets					FY 2025 Physical Accomplishments					VARIANCE	Remarks
			1st Quarter	2nd Quarter	3rd Quarter	4th Quarter	TOTAL	1st Quarter	2nd Quarter	3rd Quarter	4th Quarter	TOTAL		
(1)	(2)	(3)	(4)	(5)	(6)	(7)	(4+5+6+7)	(8)	(9)	(10)	(11)	(8+9+10+11)	(12)	(13)
<i>bamboo</i>					10		10			10		10	-	
<i>Cacao</i>					50		50			50		50	-	
<i>Rubber</i>					30		30			30		30		
<i>Timber</i>					30		30			30		30		
<i>Indigenous</i>					50		50			50		50		
4. Maintenance and Protection													-	
SUMMARY													-	
1st Year	Area maintained and protected (ha)					170	170				170	170	-	4th quarter target
<i>ring weeding</i>													-	
<i>patrol work</i>													-	
<i>establishment of firelines</i>														
<i>replanting</i>														
<i>pest and diseases control</i>														
<i>conduct og geotagging</i>														
<i>setting up og pole/markers the boundaries of NGP sites</i>														
<i>bamboo</i>						10	10				10			
<i>Cacao</i>						50	50				50			
<i>Rubber</i>						30	30				30			
<i>Timber</i>						30	30				30			
<i>Indigenous</i>						50	50				50			
3rd Year			230	230	230	230	230	230	230.00	230	230	230	-	
<i>ring weeding</i>													-	
<i>patrol work</i>													-	
<i>establishment of firelines</i>													-	
<i>replanting</i>													-	
<i>pest and diseases control</i>														
<i>conduct og geotagging</i>													-	
<i>setting up og pole/markers the boundaries of NGP sites</i>													-	
Bamboo			108	108	108	108	108	108	108	108	108	108	-	
Indigenous			122	122	122	122	122	122	122	122	122	122	-	
6. Improvements/Establishment	Nurseries established/maintained with consolidated		2	2	2	2	2	2	2	2	2	2	-	
Operations of Nurseries for Seedling Distribution	report submitted (no.)												-	
													-	
7. Maintenance and Protection of Seed Production Area	SPA maintained (no.)		1	1	1	1	1	1	1	1	1	1	-	
SPA/IPT	seeds collected (kg.)												-	

P / A / P Code	Performance Indicators	UACS CODE	FY 2025 Physical Targets					FY 2025 Physical Accomplishments					VARIANCE	Remarks
			1st Quarter	2nd Quarter	3rd Quarter	4th Quarter	TOTAL	1st Quarter	2nd Quarter	3rd Quarter	4th Quarter	TOTAL		
(1)	(2)	(3)	(4)	(5)	(6)	(7)	(4+5+6+7)	(8)	(9)	(10)	(11)	(8+9+10+11)	(12)	(13)
8. Hiring of ENR Extension Officers	ENR Extension Officers hired (no.)		2	2	2	2	2	2		2	2	2	-	
10. Enterprise Development	Enterprise developed with consolidated report submitted					1	1				1	1	-	
11. Hiring of ENR Extension Officers (for assessment of NGP graduated sites)	FEOs hired (no.)		1	1	1	1	1	1	1	1	1	1	-	
12. Hiring of Financial Staff	FS Staff hired with report submitted (no)		1	1	1	1	1	1	1	1	1	1	-	
-assistance on REFO Project													-	
-Accounting graduate or any Business related course													-	
13. Hiring of Data(base) Management Staff	DMS Staff hired with report submitted(no)		3	3	3	3	3	3	3	3	3	3	-	
-IT or any computer-related course														
SOIL CONSERVATION AND WATERSHED MANAGEMENT INCLUDING RIVER BASIN MANAGEMENT AND DEVELOPMENT														
IV. Structural Measures														
I. Construction of Small Water Impounding System	SWIS constructed (cu.m.)				40		40				40	40	-	
LAND MANAGEMENT SUB-PROGRAM														
LAND SURVEY/DISPOSITION AND RECORDS MGT.														
a.1 Survey of Residential Areas	Lot surveyed and approved (no.)			40	20		60		48	47		95	35	
a.2 Issuance of patents under RA10023	Patents approved and transmitted		10	30	30	5	75	42	27	25	27	121	46	
- patent issued	to the ROD within 10 working days (no.)												-	
b. Agricultural Lots														
b.1 Survey of Agricultural Areas	Lot surveyed and approved (no.)			30	30		60		36	40		76	16	
b.2 Issuance of patents	Patents approved and transmitted		5	20	20	5	50	66	17	26	69	178	128	
- Patents issued	to the ROD within 10 working days (no.)												-	
4.2 Special patents	Special Patents Issued (no.)			3	2		5		13	2	2	17	12	
II. Resolution of Disputes/Cases with Claims and Conflicts Cases														
I Resolution of Land Cases with Claims and Conflicts	ADR proceedings conducted			4	2	2	8		6	3	2	11	3	
	with report submitted (no.)												-	
Linkages of Digital Public Land Application LAMS DCDB														
Hiring of Encoder	Encoder hired with report submitted (no.)		3	3	3	3	3	3	3	3	3	3	-	
Procurement of Scanner			3				3		3			3	-	
Procurement of Desktop Computers	Desktop Computers procured (no.)		1				1		1			1	-	
Procurement of Office Supplies	Office supplies procured (no.)		3	3	3	3	12		3	3	3	9	(3)	
003: ADAPTIVE CAPACITIES OF HUMAN COMMUNITIES AND NATURAL SYSTEM IMPROVED														
I. Formation/Strengthening of Watershed Management Council (WMC)	WMC created/strengthened operationalized with str					1	1				1	1	-	


Prepared by:


ANNALYN M. ESCOTE
 FOR II/Actg. PO

Reviewed by:


AL FAHD NAIF L. MAPANDI
 Chief, PMS

Approved by:


FOR. FERNANDO D. ORENA
 SEMS/Office-in-Charge